

Everything you need all in one place.

TODAY'S OFFICE MADE EASY.



Elements Laminate Series Pages 38-56



Desk Top Power Modules Page 173



Seating Pages 92-145



Accessories Pages 162-174



CASEGOODS

Classics	3-37
Components	20-23



ELEMENTS ADJUSTABLE HEIGHT TABLES

Height Adjustable	67-71
-------------------	-------



SEATING

Reception	92-99, 101
Education	102
Swivel and Guest	104-137
Big & Tall	112-113, 134
Drafting Stools	128
Chair Function Guide	129
Multi-Use	138-144



ELEMENTS

Laminate	38-56
Components	50-52



TABLES

Training Tables	72-74
Nesting Tables	75-77
Conference Tables	78-82, 89-91
Presentation	83-84
Cafe	85-87
Occasional	90-91, 94-95, 97, 99-100, 137-138
Components: Tops, Bases, and Legs	86-88
Folding	145



FILES + STORAGE

Filing	146-150, 154-155
Storage	151-153, 156-157, 159-161
Fireproof	158



PANELS

Desk Mounted Panels	57-61, 64
Panel Systems	62-63, 65-66



TECHNOLOGY + ACCESSORIES

Whiteboards	163-167
Chairmats	168-169
Monitors	170
Keyboards	171
Technology + Power	172-173
Extra's	174

Dear Customer,

Offering the best quality office furniture available in today's market—contemporary, traditional, functional, or luxurious—we have the answer to all your furnishing needs no matter what your budget will allow.

Throughout our easy to use catalog, the products shown are listed with details including the corresponding fabrics and finishes. However, if you wonder if a product could come in a different size, color or finish, give your sales representative a call and we'll be happy to explore all options available for you. We appreciate your interest, and look forward to helping you make your office everything you want it to be.



We strongly support recycling efforts.

Please recycle this catalog. This catalog is printed using vegetable based inks.



All Performance Laminate products and most seating lines are built from environmentally friendly materials which meet or exceed California's 2010 environmental guidelines.

List prices are effective at time of publication and are subject to change without notice. Not responsible for printing or typographical errors. Fabrics and finishes shown are representations and due to printing process, may not be exact.



FEATURES:

- 3 mil PVC Tough Edge on all exposed edges
- Choice of laminate finishes
- Top quality Steel Ball Bearing Drawer Slides
- Metal connections for increased durability
- Flared drawer pulls for an enhanced look
- Core removable locks, grommets and leveling glides included

Available Classic Finishes: **Not available on all items.*

Newport
Gray

Espresso

Cherry

Mahogany

Modern
Walnut

White*

Maple*

Honey

CASEGOODS

Classic Laminate Series

Rich in styling and superior in construction, the Performance Laminate Series offers an intelligent solution to any workstation need. Available in a wide range of components and sizes, it can be easily pieced together to create the configuration that best suits your needs. Attention to detail in design, quality of hardware, and use the premium grade laminate work surfaces ensure years of trouble free use.



Bowfront "U" Workstation

List \$3,227

Excludes seating and accessories

Overall Dimensions
114"W x 66"D

MODEL #	DESCRIPTION	DIMENSIONS	LIST
PL187	Bowfront Desk Shell	66"W x 30/36"D	\$655.00
PL197	Bridge	42"W x 24"D	\$252.00
PL181L/R	Credenza with Corner Extension	66"W x 24/36"D	\$595.00
PL144OH	Open Hutch	71"W x 15"D x 36"H	\$600.00
PL166	Box/Box/Pedestal	16"W x 22"D x 28.5"H	\$500.00
PL44SGD	Silver Glazed Doors (set of 2 doors)		\$276.00
GBM1769	Magnetic Glass White Board	69"W x 17"H	\$339.00

"L" Desk Workstation

List \$2,220

Excludes seating and accessories

Overall Dimensions
66"W x 66"D

*Optional
Tackboard
PL117DGY
List \$188



MODEL #	DESCRIPTION	DIMENSIONS	LIST
PL181L/R	Credenza with Corner Extension	66"W x 24/36"D	\$595.00
PL179	Reversible Return	30"W x 24"D	\$252.00
PL166	BBF Pedestal	16"W x 22"D	\$500.00
PL140OH	Open Hutch	66"W x 15"D x 36"H	\$597.00
PL40SGD	Silver Glazed Doors (set of 2 doors)		\$276.00



"L" Bullet Workstation

List \$2,490

Excludes seating and accessories

Overall Dimensions
71" W x 84"D

MODEL #	DESCRIPTION	DIMENSIONS	LIST
PL133L/R	Bullet desk with Corner Extension	71"W x 30"/42"D	\$791.00
PL133LEGSIL	Leg for Bullet Desk		\$177.00
PL196	Reversible Return	42"W x 24"D	\$343.00
PL166	BBF Pedestal	16"W x 22"D	\$500.00
PL208OH	Wall Mount Storage	35.5"W x 15"D x 17"H	\$403.00
PL44SGD	Silver Glazed Doors (set of 2 doors)		\$276.00

NEWPORT



◀ Reception Workstation

List \$2,105

Excludes Seating and Accessories

Overall Dimensions

71"W x 72" D

MODEL #	DESCRIPTION	DIMENSIONS	LIST
PL169NTT	Reception Desk Shell	71"W x 30" D x 41"H	\$658.00
PL169TTGLASS/WHT	Glass Transaction Counter with Risers	71"W x 17.75"D	\$546.00
PL180	Reversible Reception Return Shell	42"W x 24" D x 41"H	\$401.00
PL166	BBF Pedestal	16"W x 22" D	\$500.00

▶ Double Workstation

List \$7,110

Excludes accessories

Overall Dimensions

180"W x 90"D

MODEL #	QTY	DESCRIPTION	DIMENSIONS	LIST
PL134	2	Corner Desk Shell	42"W x 24"D	\$558.00 ea.
PL126	2	Corner Hutch	48"W x 15"D	\$785.00 ea.
PL145	4	Reversible Return	48"W x 24"D	\$353.00 ea.
PL125	2	Hutch with 2 Doors	48"W x 15"D x 36"H	\$644.00 ea.
PL166	2	BBF Pedestals	16"W x 22"D	\$500.00 ea.
PLT2466	1	Rectangular Desktop	66"W x 24"D	\$311.00 ea.
PLTRBPOST28BRU	1	Polished Steel Post	29"H	\$105.00 ea.
PLTRBBASE23BRU	1	Round Base Plate	23" Spread	\$316.00 ea.



▼ Double Reception Workstation

List \$3,794

Excludes seating and accessories

Overall Dimensions

142"W x 72"D

MODEL #	QTY	DESCRIPTION	DIMENSIONS	LIST PRICE
PL169NTT	2	Reception Desk Shells	71"W x 30"D x 41"H	\$658.00 ea.
PL169TT	2	Transaction Tops	71"W x 17.625"D	\$139.00 ea.
PL169RISERBRU	2	Brushed Aluminum Counter Risers (7 per set)		\$86.00 ea.
PL180	2	Reversible Reception Return Shells	42"W x 24"D x 41"H	\$401.00 ea.
PL107	2	BF Hanging Pedestals	16"W x 22"D	\$360.00 ea.
PL1066	2	Storage Shelves	16"W x 22"D x 11.5"H	\$253.00 ea.



GRAY



▲ **Bullet "U" Workstation**
List \$4,996

Overall Dimensions
95.25"W x 101"D

MODEL #	DESCRIPTION	DIMENSIONS	LIST
PL133L/R	Bullet Desk with corner extension	71"W x 30/42" D	\$791.00
PL133LEGSIL	Leg for Bullet Desk		\$177.00
PL193	Bridge	35"W x 24" D	\$242.00
PL143	Credenza Shell	71"W x 24" D	\$425.00
PL114	Combo Lateral File	31"W x 22" D	\$994.00
PL144OH	Open Hutch	71"W x 15" D x 36"H	\$600.00
PL207	Wardrobe / Storage Unit	24.25"W x 23.75" D x 65.5"H	\$1,767.00

*Optional
Tackboard
PL118DGRY
List \$208

▶ **Bullet "L" Workstation**
List \$1,532

Overall Dimensions
71"W x 66"D



MODEL #	DESCRIPTION	DIMENSIONS	LIST
PL147	Bullet Desk	71"W x 36"D	\$406.00
PL4706FMP	Full Modesty Panel		\$197.00
PL133LEGSIL	Leg for Bullet Desk with Full Modesty Panel		\$177.00
PL179	Reversible Return	30"w x 24"D	\$252.00
PL166	BBF Pedestal	16"W x 22"D	\$500.00



▲ **Bullet "L" Workstation**
List \$1,275

Excludes seating and accessories

Overall Dimensions
66"W x 60" D

MODEL #	DESCRIPTION	DIMENSIONS	LIST
PL131	Bullet Desk	66"W x 30"D	\$346.00
PL131/147LEGSIL	Leg for Bullet Desk		\$177.00
PL179	Reversible Return	30"W x 24"D	\$252.00
PL166	BBF Pedestal	16"W x 22" D	\$500.00

ESPRESSO



▼ **“L” Workstation**

List \$2,730

Excludes keyboard and accessories

Overall Dimensions
71”D x 71”H



▼ **Bowfront “U” Workstation**

List \$4,668

Excludes seating and accessories

Overall Dimensions
107”W x 71” D



MODEL #	DESCRIPTION	DIMENSIONS	LIST
PL182L/R	Credenza with Corner Extension	71”W x 24/36”D	\$606.00
PL192	Reversible Return	35”W x 24”D	\$264.00
PL166	BBF Pedestal	16”W x 22”D	\$500.00
PL144OH	Open Hutch	71”W x 15”D x 36”H	\$600.00
PL44SGD (2)	Silver Glazed Doors (set of 2 doors)		\$276.00 ea.
PL118DGY	Tackboard — Dark Grey		\$208.00

MODEL #	DESCRIPTION	DIMENSIONS	LIST
PL177L/R	Bowfront Desk Shell with Corner Extension	71”W x 36/48”D	\$827.00
PL193	Bridge	35”W x 24”D	\$242.00
PL143	Credenza Shell	71”W x 24”D	\$425.00
PL166	BBF Pedestal	16”W x 22”D	\$500.00
PL144OH	Open Hutch	71”W x 15”D x 36”H	\$600.00
PL44SGD(2)	Silver Glazed Doors (set of 2 doors)		\$276.00
PL112	Lateral File	35.5”W x 22”D	\$896.00
PL118DGY	Tackboard—Dark Grey		\$208.00
PLEDBUDTL48	Task Light	48”W	\$269.00
EZ0036	Keyboard Tray		\$149.00



▲ **Bowfront “L” Workstation**

List \$2,674

Excludes seating and accessories

Overall Dimensions
71”W x 96” D

MODEL #	DESCRIPTION	DIMENSIONS	LIST
PL177L/R	Bowfront Desk Shell with Corner Extension	71”W x 36/48”D	\$827.00
PL145	Reversible Return	48”W x 24”D	\$353.00
PL166	BBF Pedestal	16”W x 22”D	\$500.00
PL114	Combo Lateral File	31”W x 22”D	\$994.00

ESPRESSO



▲ **“U” Workstation with “Q” Top Desk**

List \$5,603

Excludes seating and accessories

Overall Dimensions
95.25”W x 108” D

MODEL #	DESCRIPTION	DIMENSIONS	LIST
PL106	Q-Top Desk	71”W x 30/36”D	\$415.00
PL4706FMP	Full Modesty Panel for Q-Top		\$197.00
PL133LEGBLK	Leg for Q-Top with Full Modesty Panel		\$156.00
PL170	Bridge	48”W X 24”D	\$289.00
PL143	Credenza Shell	71”W X 24”D	\$425.00
PL114	Combo Lateral File	31”W X 22”D x 29”H	\$994.00
PL144OH	Open Hutch	71”W X 15”D x 36”H	\$600.00
PL44SGD	Silver Glazed Doors (set of 2 doors)		\$276.00
PL118DGY	Tackboard— Dark Grey		\$208.00
PL207	Storage/Wardrobe Cabinet	65.5”W X 23.25”D	\$1,767.00

▶ **Bullet “U” Workstation**

List \$2,111

Excludes seating and accessories

Overall Dimensions
71”W x 108” D



MODEL #	DESCRIPTION	DIMENSIONS	LIST
PL147	Bullet Desk	71”W x 36”D	\$406.00
PL131/147LEGSIL	Leg for Bullet Desk		\$177.00
PL170	Bridge	48”W x 24”D	\$289.00
PL143	Credenza Shell	71”W x 24”D	\$425.00
PL166	BBF Pedestal	16”W X 22”D	\$500.00
PLTAP1566S	Acrylic Divider Panel	66”W x 15”H	\$255.00
PLTSDTMSI	Panel Mounting Brackets (sold in pairs)		\$59.00



▲ **“L” Workstation**

List \$2,502

Excludes seating and accessories

Overall Dimensions
71”W x 77” D

MODEL #	DESCRIPTION	DIMENSIONS	LIST
PL178L/R	Desk Shell with Corner Extension	71”W x 30/42”D	\$827.00
PL192	Reversible Return	35”W X 24”D	\$264.00
PL166	BBF Pedestal	16”W X 22”D	\$500.00
PL144OH	Open Hutch	71”W x 15”D x 36”H	\$600.00
PL44LD	Laminate Doors (set of 2 doors)		\$59.00
PL118VISC	Tackboard — Visconti		\$252.00

CHERRY



▶ Double Bullet “U” Workstation

List \$5,428

Excludes seating and accessories

Overall Dimensions

168”W x 71” D

MODEL #	QTY	DESCRIPTION	DIMENSIONS	LIST
PL133L/R	2	Bullet Desk with Corner Extensions	71”W x 30/42”D	\$791.00 ea.
PL133LEGBLK	2	Leg for Bullet Desks		\$156.00 ea.
PL196	2	Reversible Returns	42”W x 24”D	\$343.00 ea.
PL166	2	BBF Pedestals	16”W x 22”D	\$500.00 ea.
PL208OH	4	Wall Mount Storage Units	35.5”W x 15”D x 17”H	\$403.00 ea.
PL44LD	4	Laminate Doors (set of 2 doors)		\$59.00 ea.



PERFORMANCE FURNISHINGS



◀ Bowfront “U” Workstation

List \$3,290

Excludes seating and accessories

Overall Dimensions

112”W x 71”D

MODEL #	DESCRIPTION	DIMENSIONS	LIST
PL189	Bowfront Desk Shell	71”W x 36/41”D	\$665.00
PL193	Bridge	35”W x 24”D	\$242.00
PL182L/R	Credenza with Corner Extension	71”W x 24/36”D	\$606.00
PL166	BBF Pedestal	16”W x 22”D	\$500.00
PL144OH	Open Hutch	71”W x 15”D x 36”H	\$600.00
PL44SGD	Silver Glazed Doors (set of 2 doors)		\$276.00
PL118VISC	Tackboard—Visconti		\$252.00
EZ0036	Keyboard Tray		\$149.00



▲ Bowfront Desk with Wall Unit

List \$6,550

Excludes seating and accessories

Overall Dimensions for Wall Unit

107”W x 24”D

MODEL #	QTY	DESCRIPTION	DIMENSIONS	LIST
PL189	1	Bowfront Desk Shell	71”W x 36/41” D	\$665.00
PL113	2	Storage Cabinets	35.5”W x 22”D	\$549.00 ea.
PL110	1	Surface Top Over PL113’s	71”W x 22”D	\$243.00
PL113SGD	2	Silver Glazed Doors (set of 2 doors)		\$323.00 ea.
PL144OH	1	Open Hutch	71”W x 15”D x 36”H	\$600.00
PL44SGD	2	Silver Glazed Doors (set of 2 doors)		\$276.00 ea.
PL118DGY	1	Tackboard—Dark Grey		\$208.00
PL150	2	Personal Units	18”W x 24”D x 66”H	\$936.00 ea.
PL150/151SGD	2	Doors for Personal Unit	18”W x 66”H	\$333.00 ea.

CASEGOODS

Classic Laminate Series

CHERRY



▲ **Table Desk with Corner Workstation**

List \$4,696

Excludes Accessories

Overall Dimensions

Table // 72"W x 36"D
 Corner workstation // 90"W x 90"D

MODEL #	QTY	DESCRIPTION	DIMENSIONS	LIST
PLT3672	1	Worksurface Top	72"W x 36"D	\$442.00
PLTLEGU36	2	"U" Legs with CBB's	36"W	\$346.00 ea.
PLTMDB72	1	Main Desk Beam	72"W	\$104.00
PL134	1	Corner Desk Shell	42"W	\$558.00
PL126	1	Corner Hutch		\$785.00
PL145	2	Reversible Returns	48"W x 24"D	\$353.00 ea.
PL112	1	2 Drawer Lateral File	35.5"W x 22"D x 29"H	\$896.00
PL175	1	FF Pedestal	16"W x 22"D	\$513.00

▼ **"L" Workstation with Full Pedestals**

List \$1,897

Overall Dimensions

71"W x 84" D



MODEL #	DESCRIPTION	DIMENSIONS	LIST
PL101	Desk Shell	71"W x 36"D	\$531.00
PL145	Reversible Return	48"W x 24"D	\$353.00
PL166	BBF Pedestal	16"W x 22"D	\$500.00
PL175	FF Pedestal	16"W x 22"D	\$513.00

◀ **"L" Workstation with Hutch**

List \$2,263

Overall Dimensions

71"W x 84"D



MODEL #	QTY	DESCRIPTION	DIMENSIONS	LIST
PL101	1	Desk Shell	71"W x 36"D	\$531.00
PL145	1	Reversible Return	48"W x 24"D	\$353.00
PL107	2	Hanging Pedestals	16"W x 22"D	\$360.00 ea.
PL144OH	1	Open Hutch	71"W x 15"D x 36"H	\$600.00
PL44LD	1	Laminate Doors (set of 2 doors)		\$59.00

MAHOGANY



◀ **“L” Workstation with Hanging Pedestals**

List \$1,604

Overall Dimensions
71”W x 78” D

MODEL #	DESCRIPTION	DIMENSIONS	LIST
PL105	1 Desk Shell	71”W x 30”D	\$531.00
PL145	1 Reversible Return	48”W x 24”D	\$353.00
PL107	2 Hanging Pedestals	16”W x 22”D	\$360.00 ea.

▶ **“U” Workstation with Bookcases**

List \$3,416

Excludes Accessories

Overall Dimensions
95”W x 120” D

MODEL #	QTY	DESCRIPTION	DIMENSIONS	LIST
PL177L/R	1	Bowfront desk with corner extension	71”W x 30/42/48”D	\$827.00
PL145	1	Reversible Return	48”W x 24”D	\$353.00
PL143	1	Credenza	71”W x 24”D	\$425.00
PL144OH	1	Open Hutch	71”W x 15”D x 36”H	\$600.00
PL44GLDRL	2	Glass Doors with Laminate Frame (set of 2 doors)		\$171.00 ea.
PL160	1	Corner Bookcase	24”W x 24”D x 29”H	\$505.00
PL161	1	Corner Bookcase	15”W x 15”D x 36”H	\$364.00



▲ **Bowfront “U” Workstation**
List \$3,379

Excludes Seating and Accessories

Overall Dimensions
71”W x 114” D

MODEL #	DESCRIPTION	DIMENSIONS	LIST PRICE
PL177L/R	Bowfront Desk Shell	71”W x 30/42/48”D	\$827.00
PL188	Bridge	30”W x 24”D	\$231.00
PL182L/R	Credenza with Corner Extension	71”W x 24-36”D	\$606.00
PL166	BBF Pedestal	16”W x 22”D	\$500.00
PL144OH	Open Hutch	71”W x 15”D x 36”H	\$600.00
PL44SGD	Silver Glazed Doors (set of 2 doors)		\$276.00
GBM1769	Magnetic Glass White Board	69”W x 17”H	\$339.00

*Optional Task Light
PLEDBUDTL48
List \$269

MAHOGANY



▲ **Double “U” Workstation**

List \$3,815

Excludes seating and accessories

Overall Dimensions

216”W x 71”D

MODEL #	QTY	DESCRIPTION	DIMENSIONS	LIST
PL178L/R	2	Desk Shell with Corner Extension	71”W x 30/42”D	\$827.00 ea.
PL170	2	Bridge	48”W x 24”D	\$289.00 ea.
PL147	1	Bullet Desk	71”W x 36” D	\$406.00
PL131/147LEGSIL	1	Leg for Bullet Desk		\$177.00
PL166	2	Box/Box/File Pedestals	16”W x 22”D	\$500.00 ea.



▲ **“L” Workstation**

List \$2,667

Excludes seating and accessories

Overall Dimensions

71”W x 71” D

MODEL #	QTY	DESCRIPTION	DIMENSIONS	LIST
PL182L/R	1	Credenza with Corner Extension	71”W x 24/36”D	\$606.00
PL192	1	Reversible Return	35”W x 24”D	\$264.00
PL144OH	1	Open Hutch	71”W x 15”D x 36”H	\$600.00
PL166	1	BBF Pedestal	16”W x 22”D x 28.5”H	\$500.00
PL44RAILSSI	1	Sliding Door Track		\$111.00
PL44SLIDESGD	2	Sliding Silver Framed Glass Doors (set of 2 doors)		\$189.00 ea.
PL118DGY	1	Tackboard—Dark Grey		\$208.00

MODERN



◀ “L” Workstation with Hutch

List \$2,357

Overall Dimensions

66”W x 65”D

MODEL #	DESCRIPTION	DIMENSIONS	LIST
PL102	Desk Shell	66”W x 30”D	\$424.00
PL192	Reversible Return	35”W x 24”D	\$264.00
PL140OH	Open Hutch	66”W x 15”D x 36”H	\$597.00
PL40LD	Laminate Doors (set of 2 doors)		\$59.00
PL166	BBF Pedestal	16”W x 22”D	\$500.00
PL175	FF Pedestal	16”W x 22”D	\$513.00

▶ Bowfront “U” Workstation with Bookcases

List \$5,259

Excludes seating and accessories

Overall Dimensions

95”W x 107” D

MODEL #	QTY	DESCRIPTION	DIMENSIONS	LIST
PL477L/R	1	Stepfront Bowfront Desk with Corner Extension	71”W x 30/42/48”D	\$638.00
PL46842	1	False Pedestal	16”W x 41.5”D x 28.5H	\$359.00
PL46830	1	False Pedestal	16”W x 29.5”D x 28.5”H	\$322.00
PL193	1	Bridge	35”W x 24”D	\$242.00
PL143	1	Credenza Shell	71”W x 24”D	\$425.00
PL166	2	BBF Pedestals	16”W x 22”D	\$500.00 ea.
PL144OH	1	Open Hutch	71”W x 15”D x 36”H	\$600.00
PL44SGD	2	Silver Glazed Doors (set of 2 doors)		\$276.00 ea.
PL118VISC	1	Tackboard—Visconti		\$252.00
PL160	1	Corner Bookcase	24”W x 24”D x 29”H	\$505.00
PL161	1	Corner Bookcase	15”W x 15”D x 36”H	\$364.00



◀ Bullet “L” Workstation with Storage Units

List \$5,451

Excludes seating and accessories

Overall Dimensions

125.5”W x 71” D

MODEL #	QTY	DESCRIPTION	DIMENSIONS	LIST
PL133L/R	1	Bullet Desk with Corner Extension	71”W x 30/42”D	\$791.00
PL133LEGSIL	1	Leg for Bullet Desk		\$177.00
PL145	1	Reversible Return	48”W x 24”D	\$353.00
PL1007	1	Mobile BF Pedestal	16”W x 22.5”D x 22.5H	\$566.00
PL151	1	Storage Cabinet	35.5”W x 22”D x 66”H	\$1,220.00
PL150/151SGD	2	Silver Glazed Doors (set of 2 doors)		\$333.00 ea.
PL208OH	2	Wall Mount Storage	35.5”W x 15”D x 17”H	\$403.00 ea.
PL44SGD	2	Silver Glazed Doors (set of 2 doors)		\$276.00 ea.
GBM3648WHT	1	Magnetic White Glass Dry Erase Board	48”W x 36”H	\$320.00



WALNUT



▲ **“U” Workstation with Storage Space**

List \$5,275

Excludes Seating and Accessories

Overall Dimensions

106.5"W x 113"D

MODEL #	DESCRIPTION	DIMENSIONS	LIST
PL189	Bowfront Desk Shell	71"W x 36/41"D	\$665.00
PL170	Bridge	48"W x 24"D	\$289.00
PL143	Credenza	71"W x 24"D	\$425.00
PL166	BBF Pedestal	16"W 22"D	\$500.00
PL144OH	Open Hutch	71"W x 15"D x 36"H	\$600.00
PL44SGD	Silver Glazed Doors	Set of 2 doors	\$276.00
GBM1769	Magnetic Glass White Board	69"W x 17"H	\$339.00
PL112	Lateral File	35.5"W x 22"D x 29"H	\$896.00
PL152	Storage Cabinet	35.5"W x 22"D x 27.25"H	\$739.00
PL152SGD	Silver Framed Glass Doors		\$546.00

▶ **Double Reception Workstation with White Counter Tops**

List \$3,794

Excludes Seating and Accessories

Overall Dimensions

142"W x 78"D



MODEL #	QTY	DESCRIPTION	DIMENSIONS	LIST
PL169NTT	2	Reception Desk Shells	71"W X 30"D X 41"H	\$658.00 ea.
PL169TT	2	White Transaction Tops	71"W X 17.75"D	\$139.00 ea.
PL169RISERBRU	2	Brushed Aluminum Counter Risers (7 per set)	1"H	\$86.00 ea.
PL180	2	Reversible Reception Return Shells	42"W x 24"D x 41"H	\$401.00 ea.
PL107	2	BF Hanging Pedestals	16"W x 22"D x 19"H	\$360.00 ea.
PL1066	2	Storage Shelves	16"W x 22.5"D x 11.5"H	\$253.00 ea.

WHITE



Double Reception Workstation

List \$5,080
Excludes Seating and Accessories

MODEL #	QTY	DESCRIPTION	DIMENSIONS	LIST
PL169NTT	2	Reception Desk Shells	71"W x 30"D x 41"H	\$658.00 ea.
PL169TT	2	Transaction Tops	71"W x 17.75"D	\$139.00 ea.
PL169RISERBRU	2	Transaction Top Risers (set of 7)	1"H	\$86.00 ea.
PL152	4	Storage Cabinets	35.5"W x 22"D x 37.25"H	\$739.00 ea.
PLT30R	1	Round Table Top	30" Round	\$189.00
PLTLEGV417	1	V-Legs for Round Tops	17" High	\$169.00

Pedestals for workstations are optional.



A.



B.



C.



D.

MODEL #	DESCRIPTION	DIMENSIONS	LIST
A. PL112/PL152/PL152SGD	Lateral File/Storage Cabinet Unit	35.5"W x 22"D x 66.25"H	\$2,181.00
B. PL112	Lateral File	35.5"W x 22"D x 29"H	\$896.00
C. PL152	Storage Cabinet	35.5"W x 22"D x 37.25"H	\$739.00
D. PL113	Storage Cabinet	35.5"W x 22"D x 29"H	\$549.00

Reception Workstation

List \$3,322
Excludes seating and accessories

Overall Dimensions
71"W x 72" D

MODEL #	QTY	DESCRIPTION	DIMENSIONS	LIST
PL180	1	Reception Return Shell	42"W x 24"D x 41"H	\$401.00
PL169NTT	1	Reception Desk Shell	71"W x 30"D x 41"H	\$658.00
PL169TT	1	Transaction Top	71"W x 17.75"D	\$139.00
PL169RISERBRU	1	Transaction Top Risers (set of 7)		\$86.00
PL1007	2	Mobile BF Pedestals	16"W x 22.5"D x 22.5"H	\$566.00 ea.
PLCUSH1623	2	Cushions for Top of Pedestal		\$153.00 ea.
PLT30R	1	Round Table Top	30" Round	\$189.00
PLTRBPOST19BRU	1	Post-Polished Steel	19" High	\$95.00
PLTRBBASE23BRU	1	Round Base-Polished Steel	23" Spread	\$316.00



WHITE



▲ **Q-Top “U” Workstation**

List \$3,165

Excludes seating and accessories

Overall Dimensions
71”W x 114”D

MODEL #	DESCRIPTION	DIMENSIONS	LIST
PL106	Q-Top Desk	71”W x 30/36”D	\$415.00
PL131/147/LEGSIL	Leg for Q-Top Desk		\$177.00
PL197	Bridge	42”W x 24”D	\$252.00
PL182L/R	Credenza with Corner Extension	71”W x 24/36”D	\$606.00
PL166	BBF Pedestal	16”W x 22”D x 28.5”H	\$500.00
PL144OH	Open Hutch	71”W x 15”D x 36”H	\$600.00
PL44SGD	Silver Glazed Doors (set of 2 doors)		\$276.00
GBM1769	Magnetic Glass White Board	69”W x 17”H	\$339.00

▶ **“L” Workstation**

List \$1,244

Overall Dimensions
71”W x 84”D



MODEL #	DESCRIPTION	DIMENSIONS	LIST
PL101	Desk Shell	71”W x 36”D	\$531.00
PL145	Reversible Return	48”W x 24”D	\$353.00
PL107	Hanging Pedestal	16”W x 22”D x 19”H	\$360.00



◀ **“L” Workstation with Full Pedestals and Hutch**

List \$2,556

Overall Dimensions
71”W x 84”D

MODEL #	DESCRIPTION	DIMENSIONS	LIST
PL101	Desk Shell	71”W x 36”D	\$531.00
PL145	Reversible Return	48”W x 24”D	\$353.00
PL166	BBF Pedestal	16”W x 22”D x 28.5H	\$500.00
PL175	FF Pedestal	16”W x 22”D x 28.5H	\$513.00
PL144OH	Open Hutch	71”W x 15”D x 36”H	\$600.00
PL44LD	Laminate Doors (set of 2 doors)		\$59.00

*Desk Shells, Returns, and Hutches are Available by Special Order. Contact Your Sales Representative for Details.

MAPLE



▲ Bowfront Desk with Wall Unit

List \$6,741

Excludes seating and accessories

Overall Dimensions for Wall Unit
142"W x 107"D

MODEL #	QTY	DESCRIPTION	DIMENSIONS	LIST
PL189	1	Bowfront Desk Shell	71"W x 36/41"D	\$665.00
PL143	1	Credenza Shell	71"W x 24"D	\$425.00
PL197	1	Bridge	42"W x 24"D	\$252.00
PL166	1	Box/Box/File Pedestal	16"W x 22"D	\$500.00
PL144OH	1	Open Hutch	71"W x 15"D	\$600.00
PL44SGD	2	Silver Glazed Doors (set of 2 doors)		\$276.00 ea.
PL112	2	2 Drawer Lateral Files	35.5"W x 22"D x 29"H	\$896.00 ea.
PL152	2	Storage Cabinets	35.5"W x 22"D x 29"H	\$739.00 ea.
PL118DGY	1	Tackboard Dark Grey		\$208.00
PLEDBUDTL48	1	Task light		\$269.00



◀ Bowfront "U" Unit with Hutch

List \$3,376.00

Excludes seating and accessories

Overall Dimensions for Wall Unit
119"W x 71"D

MODEL #	QTY	DESCRIPTION	DIMENSIONS	LIST
PL189	1	Bowfront Desk Shell	71"W x 36/41" D	\$665.00
PL197	1	Bridge	35.5"W x 22"D	\$252.00
PL182L/R	1	Credenza with Corner Extension	71"W x 24/36"D	\$252.00
PL166	1	Box/File/File Pedestal	16"W x 22"D	\$500.00
PL144OH	1	Open Hutch	71"W x 15"D x 36"H	\$600.00
PL44SGD	1	Silver Glazed Doors (set of 2 doors)		\$276.00 ea.
PL118DGY	1	Tackboard—Dark Grey		\$208.00
PLEDBUDTL48	1	Tasklight		\$269.00

▶ Bowfront Desk with Wall Unit

List \$3,548

Excludes seating and accessories

MODEL #	QTY	DESCRIPTION	DIMENSIONS	LIST
PL189	1	Bowfront Desk Shell	71"W x 36/41" D	\$665.00
PL112	1	2 Drawer Lateral File	35.5"W x 22"D x 29"H	\$896.00
PL113	1	Storage Cabinet	35.5"W x 22"D x 29"H	\$549.00
PL110	1	Single Surface Top	71"W	\$243.00
PL144OH	1	Open Hutch	71"W x 15"D	\$600.00
PL44LD	2	Laminate Doors (2 per set)		\$59.00 ea.
PL118DGY	1	Tackboard—Dark Grey		\$208.00
PLEDBUDTL48	1	Task light		\$269.00




HONEY




Reception Stations

Now more versatile, these reception stations can have optional overlay, glass, rectangular or bow transaction tops.



Grey



White

Reversible Reception Overlay

PL169DELTT
List \$539



Three storage compartments; Finishes come in White and Dark Grey

Overall Dimensions
66"W x 12"D x 38"H

Note: Reception Desk Shell does not require Transaction Top. Additionally, when purchasing an Optional Transaction top, Metal Counter Risers are not required.

Reception Desk Shell with Reversible Reception Overlay

List \$2,098.00

Overall Dimensions
71"W x 72"D x 41"H



MODEL #	DESCRIPTION	DIMENSIONS	LIST
PL169DELTT	Reversible Reception Overlay	66"W x 12"D	\$539.00
PL169NTT	Reversible Reception Desk Shell	71"W x 30"D x 41"H	\$658.00
PL180	Reversible reception return shell	42"W x 24"D x 41"H	\$401.00
PL166	BBF Pedestal	16"W x 22"D x 28.5"H	\$500.00

RECEPTION



Quad Workstations

List \$7,116.00

Excludes seating and accessories

Overall Dimensions

142"W x 144"D x 42"H

MODEL #	QTY	DESCRIPTION	DIMENSIONS	LIST
PL169NTT	4	Reversible Reception Desk Shell	71"W x 30"D x 41"H	\$658.00 ea.
PL180	4	Reversible Reception Return Shell	42"W x 24"D x 41"H	\$401.00 ea.
PL107	8	BF Hanging Pedestal	16"W x 22"D x 19"H	\$360.00 ea.



Reversible Reception Desk Shell

PL169NTT

List \$658

Excludes Seating and Accessories

Overall Dimensions

71"W x 30"D x 42"H



Risers

PL169RISERBRU
List \$86 per set

Brushed Aluminum Counter Risers (7 per set)




Reception Desk Shell with Optional Transaction Top

List \$1,603

Excludes seating and accessories

Overall Dimensions

71"W x 30"D x 41"H



MODEL #	QTY	DESCRIPTION	DIMENSIONS	LIST
PL169NTT	1	Reversible Reception Desk Shell	71"W x 30"D	\$658.00
PL169RISERBRU	1	Brushed Aluminum Counter Riser (7 per set)		\$86.00
PL169TT	1	Transaction top		\$139.00
PBTR71	1			\$????.00
PL107	2	BF Hanging Pedestals	16"W x 22"D	\$360.00



DESKS:

Desk Shells

		LIST
PL104	48"W x 24"D	\$374.00
PL121	48"W x 30"D	\$382.00
PL103	60"W x 30"D	\$393.00
PL102	66"W x 30"D	\$424.00
PL101	71"W x 36"D	\$531.00
PL105	71"W x 30"D	\$531.00



Bridges

		LIST
PL195	24"W x 24"D	\$221.00
PL188	30"W x 24"D	\$231.00
PL193	35"W x 24"D	\$242.00
PL197	42"W x 24"D	\$252.00
PL170	48"W x 24"D	\$289.00



Bowfront Desk Shells

		LIST
PL187	66"W x 30/36"D	\$655.00
PL189	71"W x 36/41"D	\$665.00



Bowfront Desk with Corner Extension

		LIST
PL177L/R	71"W x 30/42/48" D	\$827.00

(Right Shown)



Desk Shell with Corner Extension

		LIST
PL178L/R	71"W x 30/42" D	\$827.00

(Left Shown)



Credenza Shells

		LIST
PL129	60"W x 24"D	\$402.00
PL111	66"W x 24"D	\$414.00
PL143	71"W x 24"D	\$425.00
PL142	HALFLEG/12"D	\$77.00

(PL142 attaches to Credenza Shell for extra support on larger applications)



Credenzas with Corner Extension

		LIST
PL181L/R	66"W x 24/36"D	\$595.00
PL182L/R	71"W x 24/36"D	\$606.00

(Left Shown)



Corner Desk Shells


		LIST
PL134	42"W x 24"D	\$558.00
PL163**	36"W x 24"D	\$619.00

**Hutch not available for PL163



Corner Desk Hutch for PL134

		LIST
PL126	42"W x 15"D x 36"H	\$785.00



EZ0021


Keyboards

See Accessories page 171 for all keyboard options and pricing.

Returns — Reversible

		LIST
PL194	24"W x 24"D	\$242.00
PL179	30"W x 24"D	\$252.00
PL192	35"W x 24"D	\$264.00
PL196	42"W x 24"D	\$343.00
PL145	48"W x 24"D	\$353.00
PL198**	35"W x 20"D	\$264.00
PL146**	42"W x 20"D	\$343.00

**Uses PL108 Pedestal



Bullet Desks and Q Tops

			LIST
PL131	Bullet Top	66"W x 30"D	\$346.00
PL31FMP*	Full modesty panel		\$181.00
PL147	Bullet Top	71"W x 36"D	\$406.00
PL106	Q-Top	72"W x 30/36"D	\$415.00
PL4706FMP	Full modesty panel for PL106 & PL147		\$197.00

*Must use PL133LEG when using Full Modesty Panel Legs are sold separately



Bullet Desks with Corner Extension

		LIST
PL133L/R	71"W x 30/42"D	\$791.00

(Left Shown)



Legs for Bullet Desks

		LIST
PL131/147LEGBLK	Black	\$156.00
PL131/147LEGSIL	Silver	\$177.00



Legs for Bullet Desk with Corner Extension*

		LIST
PL133LEGBLK	Black	\$156.00
PL133LEGSIL	Silver	\$177.00

*and when using Full Modesty Panels on PL131 & PL106



Handle Options

		LIST
PLPULLHLBLK*	Black standard on Cherry, Mahogany, Maple, and Honey	\$29.00
PLPULLHLNI*	Nickel standard on Espresso, Modern Walnut, Newport Gray and White	\$29.00
PLPULLRSI	Rectangular Drawer Pulls	\$34.00
PLPULLA	Angle drawer pulls available in Black and Silver	\$20.00
PLPULLCYL	Cylinder drawer pulls available in Black and Silver	\$20.00

*Optional on all other finishes.



STORAGE:

Wall Mount Storage

PL208OH	35.5"W x 15"D x 17"H	LIST	\$403.00
---------	----------------------	-------------	-----------------



Hutch with 2 Doors

PL125	48"W x 15"D x 36"H	LIST	\$644.00
-------	--------------------	-------------	-----------------



Open Hutches

PL141OH*	60"W x 15" D x 36"H	LIST	\$576.00
PL140OH*	66"W x 15" D x 36"H	LIST	\$597.00
PL144OH*	71"W x 15" D x 36"H	LIST	\$600.00



Wall Mount Open Hutches

PL2044OH*	71"W x 15" D x 17"H	LIST	\$669.00
PL208OH*	35.5"W x 15" D x 17"H	LIST	\$403.00



Open Hutch

PL153*	35.5"W x 14" D x 36"H	LIST	\$418.00
--------	-----------------------	-------------	-----------------



Divider for Open Hutch

PL44CHD*		LIST	\$110.00
----------	--	-------------	-----------------

Makes 4 shelves in center section of hutch
For PL144OH, PL1044OH, PL2044OH



Open Hutch Organizer

PL122BLK	12.25"W x 18.5"D x 12.5"H	LIST	\$208.00
----------	---------------------------	-------------	-----------------





TACKBOARDS AND DRY ERASE MARKER BOARDS:

Tackboard

Specify Gray or Visconti (VIS)

PL116DGY	Fits PL125	LIST	\$177.00
PL115DGY	Fits PL141OH	LIST	\$177.00
PL117DGY	Fits PL140OH	LIST	\$188.00
PL118DGY	Fits PL144OH	LIST	\$208.00
PL124DGY	Fits PL126	LIST	\$215.00
PL116VIS	Fits PL125	LIST	\$211.00
PL115VIS	Fits PL141OH	LIST	\$221.00
PL117VIS	Fits PL140OH	LIST	\$231.00
PL118VIS	Fits PL144OH	LIST	\$252.00
PL124VIS	Fits PL126	LIST	\$276.00
GBM1769WHT	Magnetic Glass White Dry Erase Marker Boards 69"W x 17"H	LIST	\$339.00
GBM3648WHT	Magnetic Glass White Dry Erase Marker Boards 48"W x 36"	LIST	\$320.00



DOOR KITS:

Door Kits for PL208OH

PL44LD*	2 Laminate Doors	LIST	\$59.00
PL44SGD	2 Silver Framed Glass Doors	LIST	\$276.00



Silver Frame Glass Door Kits for Open Hutches (set of 2 doors)

PL41SGD	for PL141OH	LIST	\$276.00
PL40SGD	for PL140OH	LIST	\$276.00
PL44SGD	for PL144OH	LIST	\$276.00



Laminate Door Kits for Open Hutches (set of 2 doors)

PL41LD*	for PL141OH	LIST	\$59.00
PL40LD	for PL140OH	LIST	\$59.00
PL44LD*	for PL144OH	LIST	\$59.00
PL44LDLOCK	Doors with Locks	LIST	\$104.00



Laminate Framed Glass Door Kits for Open Hutches (set of 2 doors)

PL44GLDRL	for PL144OH, PL208OH, PL2044OH	LIST	\$171.00
-----------	--------------------------------	-------------	-----------------



Sliding Door Kits for PL208OH

PL08RAILSSI	Sliding Door Track	LIST	\$74.00
PL44SLIDESGD	2 Sliding Doors	LIST	\$189.00



Sliding Doors Kits for Open Hutches: PL144OH, PL2044OH

PL44RAILSSI	Sliding Door Track	LIST	\$111.00
PL44SLIDESGD	2 sliding doors	LIST	\$189.00



LED Task and Puck Lights

See Accessories page 174 for full details and pricing.



*Items that are available in white



PEDESTALS:

Box/Box/File Pedestals with Lock

PL166*	16"W x 22"D x 28.5"H	\$500.00
--------	----------------------	-----------------


File/File Pedestals with Lock

PL175*	16"W x 22"D x 28.5"H	\$513.00
--------	----------------------	-----------------



Deluxe Top Panel for Pedestals

PL66T*	16"W x 22"D x 1"H Top Panel for PL166 & PL175 for Freestanding Use	\$77.00
--------	---	----------------



Storage for PL166 and PL175

PL1052	16"W x 22"D x 21"H	\$416.00
PL1053	16"W x 22"D x 21"H	\$332.00
PL1066	16"W x 22"D x 11.5"H	\$253.00



Hanging Pedestals-3/4

PL107	Box/File	16"W x 22"D	\$360.00
PL108**	Box/File	16"W x 19"D x 19"H	\$360.00



** For 20"D Returns Only

Mobile Pedestals

PL148	Box/Box/File	16"W x 22"D x 19"H	\$665.00
PL149	File/File	16"W x 22"D x 28.5"H	\$696.00



2- Drawer Lateral File with Removable Top

PL112*	35.5"W x 22"D x 29"H	\$896.00
--------	----------------------	-----------------

Letter or Legal Filing

Creates a single surface for the tops of two 35.5"W Storage cabinets or Lateral Files

3- Drawer Lateral File

PL183	35.5"W x 22"D x 42"H	\$2,079.00
-------	----------------------	-------------------

4- Drawer Lateral File

PL184	35.5"W x 22"D x 54.5"H	\$2,547.00
-------	------------------------	-------------------

Combo Lateral File with Removable Top

PL114	31"W x 22"D x 28.5"H	\$994.00
-------	----------------------	-----------------

Box/Box/File/Lateral



Mobile Storage Cabinet, Locking

PL204	24"W x 24"D x 29"H	\$418.00
-------	--------------------	-----------------

1 Adjustable Shelf



BOOKCASES:

Bookcases

PL154*	32"W x 14"D x 30"H	\$257.00
PL155*	32"W x 14"D x 48"H	\$335.00
PL156*	32"W x 14"D x 71"H	\$481.00
PL156SHELF	Extra Shelf	\$62.00
PL164	36"W x 14"D x 30"H	\$349.00
PL168	36"W x 14"D x 66"H	\$659.00



PL164 and PL168 has 1" thick shelves

Door Kit for PL156

PLBCDK	Set of 2 doors with lock 32"W x 28"H	\$177.00
--------	--------------------------------------	-----------------



Corner Bookcases

PL160	32"W x 23.5"D x 30"H	\$505.00
PL161	15"W x 15"D x 36"H	\$364.00
PL162	15"W x 15"D x 66"H	\$467.00



PL161 can stack on top of the PL160

Wardrobe Storage Unit

PL207*	23.5"D x 36.5"W x 65"H	\$1,767.00
--------	------------------------	-------------------

*Only stocked in Espresso, Modern Walnut, Newport Gray, and White.

*Items that are available in white



Aluminum Frame Glass Door Kits

PL113SGD	2 Doors for PL113	\$323.00
PL152SGD	2 Doors for PL152	\$546.00
PL150/151SGD	1 Door for PL150	\$333.00 ea.

*Order (2) Doors for PL151



Personal Unit

PL150	23.75"W x 17.75"D x 65.5"H	\$936.00
-------	----------------------------	-----------------

Personal Unit with reversible door

Storage Cabinets

PL113*	35.5"W x 22"D x 29"H	\$549.00
PL152*	35.5"W x 22"D x 37.25"H	\$739.00
PL151	35.5"W x 22"D x 66"H	\$1,220.00



(Shown right) Combined Units –

PL166 and PL175 combined with PL1052, PL1053 & PL1066 storage units. See pedestals and storage for more information.





STEP FRONT SERIES:

Bowfront Top with Laminate Modesty Panel

		LIST
PL489	71"W x 36"/41"D	\$536.00



Desk Tops with Laminate Modesty Panel

		LIST
PL401	71"W x 36"D	\$439.00
PL402	66"W x 30"D	\$385.00



Bowfront Desktop with Corner Extension and Modesty Panel

		LIST
PL477L/R	71"W x 30/36/48"D	\$638.00



(Left Shown)

Step Front Series: False Pedestals

		LIST
PL46830	15.75"W x 29.5"D x 28.5"H (use with PL402 and PL477)	\$322.00
PL46836	15.75"W x 36.5"D x 28.5"H (use with PL401 and PL489)	\$332.00
PL46842	15.75"W x 41.5"D x 28.5"H (use with PL477)	\$359.00



Acrylic Modesty Panel

		LIST
PL71SGM	40"W x 28"H	\$536.00



Fits on PL489, PL401 and PL477 / Replaces supplied laminate panel

*Step Front Series available in Espresso, New Port Grey, and Walnut only
*All Step Front desks require False Pedestals for support

RECEPTION:

Reception Desk Shell

		LIST
PL169NTT	Curved 71"W x 30"D x 41"H	\$658.00



Transaction Tops

		LIST
PL169TT	71"W x 24"D	\$139.00
PBTR71	Rectangular 71"W x 12"D	\$231.00



Use with or without risers

Transaction Top Risers

		LIST
PL169RISERBRU	1"H	\$86.00



Brushed aluminum counter riser (7 per set)


Glass Transaction Top with Risers Included

		LIST
PL169TTGLASS/WHT	71"W x 17.75"D	\$546.00



Reception Return Shell—Reversible

		LIST
PL180*	42"W x 24"D x 41"H	\$401.00



Reversible Reception Overlay

		LIST
PL169DELTT*	66"W x 12"D x 38"H	\$539.00

Contains three storage compartments. Available in Dark Grey and White only.



MISCELLANEOUS:

Core Kit—Lock Kit

		LIST
PLCOREKIT	Lock Core & Keys (no housing) (use if unit is unlocked)	\$38.00 ea.
PLLOCKKIT	Lock Housing Core & Keys (use if unit is inlocked)	\$46.00 ea.



Available in Black or Silver.

Optional Pulls

		LIST
PLPULLHLBLK	Large Black Pull	\$29.00 ea.
PLPULLHLNI	Large Silver Pull	\$29.00 ea.
PLPULLRSI	Rectangular Pull	\$34.00 ea.
PLPULLABLK	Black Angled Pull	\$21.00 ea.
PLPULLASIL	Silver Angled Pull	\$20.00 ea.
PLPULLCYLBLK	Black Cylinder Pull	\$21.00 ea.
PLPULLCYLSIL	Silver Cylinder Pull	\$20.00 ea.



Black – standard on Cherry, Mahogany, Maple and Honey. Optional on all other finishes.

PLPULLHLBLK List \$29



Nickel – standard on Espresso, Modern Walnut, Newport Gray and White. Optional on all other finishes.

PLPULLHLNI List \$29



Rectangular Drawer Pulls Optional on all finishes. PLPULLRSI List \$34



Rectangular Drawer Pulls Optional on all finishes. PLPULLRBLK List \$34



Angle Drawer Pull available in Black and Silver

PLPULLABLK List \$20



Cylinder Drawer Pull available in Black and Silver

PLPULLCYLBLK List \$20

Square Metal Grommets Optional

		LIST
PLTSQGMBLK	Black	\$29.00 ea.
PLTSQGMSIL	Brushed Metal	\$29.00 ea.



Plastic Round Grommets

		LIST
PLGROMMETBLK	Black	\$21.00 ea.
PLGROMMETSIL	Silver	\$21.00 ea.





The Contemporary Collection

The Contemporary Collection by Rudnick is high quality furniture perfect for any office setting. Rudnick is a Brazilian based manufacturer that offers beautiful high quality office furniture. All our products are beautifully created and provide maximum durability. The catalyzed varnish with UV cure provides the ultimate finish that assures color retention, clarity and chemical resistance.

Veneer Filing and Pedestals

Our filing and pedestal options have cored locks, are randomly keyed, and gang lock all the drawers in the pedestal.

MODEL #	DESCRIPTION	DIMENSIONS	LIST
J. SOALP82	File/File	15"W x 22"D x 27.75" H	\$779.00
K. SOALP83	Box/Box/File	15"W x 22"D x 27.75" H	\$789.00
L. SOALP76	Box/File	15"W x 18"D x 20"H	\$549.00
M. SOALP31	Credenza Lateral	36"W x 19"D x 27.75"H	\$1,770.00
N. SOPOLEPULL	9" Pole Pull		\$47.00
O. SOPULLBLK	Black Pull		\$42.00
P. SOPULLNKL	Nickle Pull		\$42.00



Finishes Available:

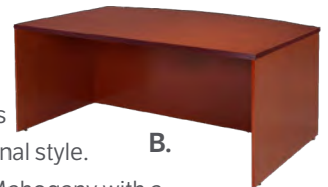
Royal Mahogany

Cherry

Veneer Desks, Returns & Bridges

A variety of desk models allows you to express your own personal style.

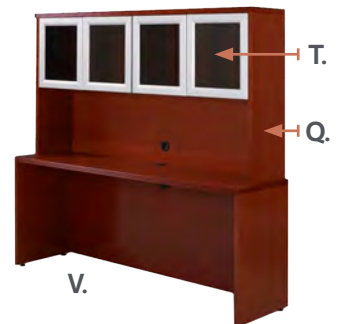
Available in Cherry and Royal Mahogany with a Diamond Reeded Edge Profile.



MODEL #	DESCRIPTION	DIMENSIONS	LIST
A. SOALP49	Bullet Desk with Wooden Leg and Full Modesty	72"W x 36"D x 29"H	\$1,252.00
B. SOALP89	Bow Front Desk	72"W x 36/42"D x 29"H	\$1,462.00
C. SOALP01	Rectangular Desk	72"W x 36"D x 29"H	\$1,385.00
D. SOALP104	Rectangular Desk	66"W x 30"D x 29"H	\$1,143.00
E. SOALP105	Rectangular Desk	60"W x 30"D x 29"H	\$1,044.00
F. SOALP45	Reversible Returns	48"W x 24"D x 29"H	\$670.00
G. SOALP40	Reversible Returns	42"W x 24"D x 29"H	\$640.00
H. SOALP37	Bridges with Grommet	48"W x 24"D x 29"H	\$538.00
I. SOALP38	Bridges with Grommet	42"W x 20"D x 29"H	\$516.00

Veneer Hutches & Credenzas

We have two hutch options to fit your needs: wooden doors and frames painted with aluminum finish.



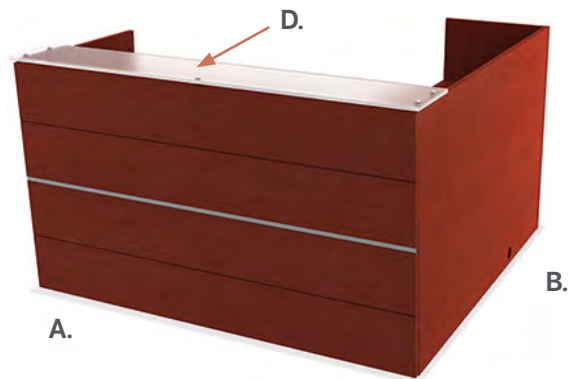
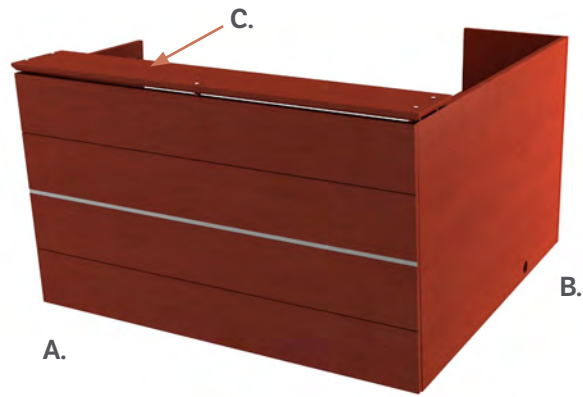
MODEL #	DESCRIPTION	DIMENSIONS	LIST
Q. SOALP44	4 Door Open Hutch	70"W x 14"D x 39"H	\$1,180.00
R. SOALP66	66" Hutch with Wood Doors Only	66"W x 14"D x 39"H	\$1,609.00
S. SOUNI04W	Wood Door for ALP44 (Set of 2)		\$153.00
T. SOUNI04AG	Smoked Glass Door with Aluminum Frames for ALP44 (Set of 2)		\$428.00
U. SOALP98	68"W Tack Board for ALP44 Hutch		\$349.00
V. SOALP609	Credenza Shell	72"W x 24"D x 29"H	\$976.00
W. SOALP36	Credenza Shell	66"W x 24"D x 29"H	\$966.00

Veneer Reception Desk Shell with Transaction Top

The Rudnick Reception Desks surfaces are full filled to insure beauty and maximum durability. Catalyzed varnish with UV cure provides the ultimate finish that assures color retention, clarity and chemical resistance.

MODEL #	DESCRIPTION	DIMENSIONS	LIST
A. SOALP17	Reception Unit Desk	72"W x 30"D x 43"H	\$2,200.00
B. SOALP17R	Reception Return Non-Handed	46"W x 20"D	\$853.00
C. SOALP16WT	Wood Transaction Top	70"W x 20"D	\$330.00
D. SOALP16GT	Glass Transaction Top	70"W x 20"D	\$1,350.00
E. SOALP77R	Return Pedestal	18" File/File	\$824.00

Additional special order items available, call for more information.



Finishes Available:




Royal Mahogany



Cherry

Additional Bookcase Edge Profile Available:

Diamond Reeded Edge Profile (not shown below)



Veneer Square Edge Bookcases

Bookcases come in a variety of sizes. All bookcases have adjustable pin shelves, and optional door kits and trim kits. Available in Cherry and Royal Mahogany.



F.

MODEL #	DESCRIPTION	DIMENSIONS	LIST
F. SOSQ3648	Bookcase (2 Adjustable Shelves)	36"W x 48"H	\$778.00
G. SOSQ3672	Bookcase (4 Adjustable Shelves)	36"W x 72"H	\$1,076.00
H. SOSQ3684	Bookcase (5 Adjustable Shelves)	36"W x 84"H	\$1,260.00
I. SOSQ36DK	Door Kit	30"H	\$369.00
J. SOTRIMKIT	Trim Kit (for SOSQ3672 and SOSQ3684 ONLY)	36"W	\$199.00

30day
WARRANTY



Veneer tops are detailed with decorative cherry inlay veneer and walnut banding

KESWICK is the majestic leader in traditional office environments. An impeccable English Cherry finish on cherry veneer with veneer tops and/or HPL tops and refined styling in solid wood pilasters and mouldings offer unmatched luxury. Desks feature felt-lined center and top drawers and locking drawers. Pull-out writing shelves offer extra work area at your fingertips.

WORKSTATION SHOWN:
SO7990 21, SO7990 36,
SO7990 62, SO7990 118,
SO7990 128
List \$13,122



Executive Desk
SO7990 36
List \$3,492

Overall Dimensions
72"W x 36"D x 30"H

- Center Drawer w/Pencil Trays
- Pull-out Writing Board
- Box, Locking Box and File Per Pedestal

Manager's Desk
SO7990 30
List \$3,309

Overall Dimensions
66"W x 30"D x 30"H

- Center Drawer w/Pencil Trays
- Pull-out Writing Board
- Box, Locking Box and File Per Pedestal

Available Finishes:



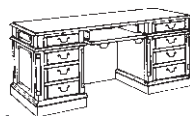
English
Cherry



Executive Credenza
SO7990 20
List \$3,503

Overall Dimensions
72"W x 24"D x 30"H

- Four Box Drawers
- Two Locking File Drawers
- Two Pull-out Writing Boards
- Cabinet w/Adjustable Shelf
- Center Drawer w/Drop Front



Kneehole Credenza
SO7990 21
List \$3,309

Overall Dimensions
72"W x 24"D x 30"H

- Drop-front Keyboard Drawer
- Pull-out Writing Boards
- Box, Locking Box, Locking File Per Pedestal

Computer Credenza
SO7990 22
List \$3,309

Overall Dimensions
72"W x 24"D x 30"H

- Drop-front Keyboard Drawer
- 2 Pull-out Writing Boards
- Box, Locking Box, Locking File in Left Pedestal
- Box, CPU Storage in Right Pedestal

Hutch w/Beveled Glass Doors
SO7990 62
List \$2623

Overall Dimensions
72"W x 15"D x 50"H

- 19"H Monitor Clearance
- Two Adjustable Shelves Behind Each Door
- Center Shelves 1 Fixed, 1 Adjustable



Bookcase w/Doors
SO7990 09
List \$2390

Overall Dimensions
32"W x 15"D x 72"H

- 2 Adjustable Shelves

Executive Two Door Cabinet
SO7990 14
List \$1576

Overall Dimensions
36"W x 24"D x 30"H

- 1 Adjustable Shelf

Overhead Storage
SO7990 401
List \$1492

Overall Dimensions
36"W x 15"D x 50"H

- Two Adjustable Shelves
- For use with 14 and 16



WORKSTATION SHOWN:
SO7990 16, SO7990-37,
SO7990-62
List \$10,978

KESWICK features:

All tops available with high pressure laminate by request, no additional charge. Wood veneer tops are finished with a durable UV clearcoat that is more scratch resistant than other finishes.

Available Finishes:



Two Drawer Lateral File

SO7990 16
List \$1,836

Overall Dimensions
36"W x 24"D x 30"H

- Two Locking Drawers
- Letter and/or Legal Size Filing
- Anti-Tip Device



Right Executive L Desk

SO7990 48
List \$4,811

Overall Dimensions
66"W x 78"D x 30"H

- Center Drawer w/Pencil Tray
- Pull-out Writing Board
- Box, Locking Box, Locking File Drawer per pedestal
- Consists of 7990 470 and 579

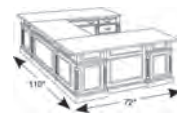


Left Executive L Desk

SO7990 49
List \$4,811

Overall Dimensions
66"W x 78"D x 30"H

- Center Drawer w/Pencil Tray
- Pull-out Writing Board
- Box, Locking Box, Locking File Drawer per pedestal
- Consists of 7990 480 and 589

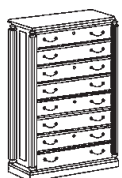


Right Executive U Desk

SO7990 37
List \$6,519

Overall Dimensions
72"W x 110"D x 30"H

- Center Drawer w/DbI Pencil Tray
- Pull-out Writing Board
- Box, Locking Box, Locking File Drawer per pedestal
- Consists of 7990 570, 577, and 59



Four Drawer Lateral File

SO7990 17
List \$2,893

Overall Dimensions
36"W x 24"D x 54"H

- Four Locking Drawers
- Letter and/or Legal Size Filing
- Anti-Tip Device

Right Executive L Desk

SO7990 57
List \$5,336

Overall Dimensions
66"W x 78"D x 30"H

- Center Drawer w/DbI Pencil Tray
- Pull-out Writing Board
- Box, Locking Box, Locking File Drawer per pedestal
- Consists of 7990 570 and 579

Left Executive L Desk

SO7990 58
List \$5,336

Overall Dimensions
72"W x 84"D x 30"H

- Center Drawer w/DbI Pencil Tray
- Pull-out Writing Board
- Box, Locking Box, Locking File Drawer per pedestal
- Consists of 7990 580 and 589



Left Executive U Desk

SO7990 38
List \$6,519

Overall Dimensions
72"W x 110"D x 30"H

- Center Drawer w/Pencil Tray
- Pull-out Writing Board
- Box, Locking Box, Locking File Drawer per pedestal
- Consists of 7990 580, 588, and 59



WORKSTATION SHOWN:
 SO7684 56A, SO7684 21A,
 SO7684 62, SO7684 836,
 SO7684 821
 List \$10,440

RUE DE LYON expertly blends old world styling and modern functionality. The collection is crafted from maple solids, select hardwoods and cherry veneers on select wood products finished in a rich Ruby Cabernet finish that shows off clean flowing lines and bold classic arches. Function is premier with all metal drawers, fully extending slides, locks, built-in cable accessibility, adjustable levelers, and task and canister lighting, where appropriate.

A. Executive Desk
 SO7684 36A
 List \$2809

Overall Dimensions
 72"W x 36"D x 30"H

- Drop-front Keyboard Drawer with Removable Pencil Tray
- Each Pedestal Features a Box Drawer with Pencil Tray, Utility Drawer with Removable Wood Dividers and a Full Extension File Drawer

B. Manager's Desk
 SO7684 34A
 List \$2376

Overall Dimensions
 66"W x 30"D x 30"H

- Same Features as 7684 36A

C. Kneehole Credenza
 SO7684 21A
 List \$2350

Overall Dimensions
 72"W x 24"D x 30"H

- Center Drawer with Drop Front for Keyboard Tray
- Two Locking Box Drawers and One Locking File Drawer Per Pedestal

D. Computer Credenza
 SO7684 22A
 List \$2187

Overall Dimensions
 66"W x 24"D x 30"H

- Drop-front Keyboard Tray/Lap Drawer
- CPU Storage and One Utility Drawer In Left Pedestal
- Two Utility and One File Drawer In Right Pedestal

E. Curio Hutch w/ Accent Light
 SO7684 46
 List \$1868

Overall Dimensions
 67"W x 15.5"D x 48"H

- Two Cabinets, Each with 1 Adjustable Shelf
- Six CD Storage Drawers
- Task Light & Accent Light

F. Two Drawer Lateral File
 SO7684 16
 List \$1121

Overall Dimensions
 36"W x 24"D x 30"H

- Fully Extending File Drawers
- Letter and/or Legal Size Filing; Anti-tip Device
- Side Located Lock



WORKSTATION SHOWN:
 SO7684 49A, SO7684 08, SO7684 46
 List \$6,853

G. Executive L Desk
 SO7684 55A (Right) /
 SO7684 56A (Left shown)
 List \$3611

Overall Dimensions
 72"W x 84"D x 30"H

- 7684 55A Consists of: 7684 (570, 579)
- 7684 56A Consists of: 7684 (580, 589)
- Desk and return each has a drop-front keyboard drawer with a pencil tray.
- Felt-lined box with a pencil tray/box with removable dividers/file drawer per pedestal.
- Bottom box and file drawer on each pedestal secure via kneehole lock.
- Cable grommet in each pedestal ends

H. Small Office "L" Workstation
 SO7684 48A (Right) /
 SO7684 49A (Left Shown)
 List \$2984

Overall Dimensions
 Computer Desk:
 66"W x 28"D x 30"H

Return:
 48"W x 24"D x 30"H

- Lap Drawer on Return
- Two Utility Drawers with Felt Lining
- Utility Drawer with Removable Dividers
- Locking Box & File drawer on Return
- Computer Cabinet on Desk
- Finished on All Sides
- Some Assembly Required

All items on this page is available by special order, please call for details.

30 day
WARRANTY



◀ **WORKSTATION SHOWN:**
SO7684-57A, SO7684-62
List \$7,138
Excluding seating
and accessories

I. Executive U Workstation
SO7684 58A(Left),
SO7684 57A (Right shown)
List \$4,896

Overall Dimensions
Single Pedestal Desk:
72"W X 36"D X 30"H
Single Pedestal Credenza:
72"W X 24"D X 30"H
Bridge:
48"W x 24"D x 30"H

- 7684 58A Consists of:
7684 (580, 59, 581)
- 7684 57A Consists of:
7684 (570, 59, 571)
- Bottom Box and File drawer are locking
- Drop Front/Keyboard drawer on Desk & Credenza
- Some Assembly Required

J. Curio Hutch w/ Accent Light
SO7684 62
List \$2,242

Overall Dimensions
73"W x 15.5"D x 48.75"H

- Two Cabinets, Each w/1 Adj. Shelf
- Six CD Storage Drawers
- Task Light & Accent Light

L. File Bookcase
SO7684 08
List \$2,001

Overall Dimensions
39"W x 18"D x 78"H

- Three Adjustable Wood Framed Glass Shelves
- Locking File Drawer

M. Executive Black Leather, High Back Chair with Ruby Cabernet Frame
SO7684 836
List \$1,158

Overall Dimensions
28.75"W x 29.75"D x 40.5-43.75"H

N. Guest, Black Leather, High Back Chair with Ruby Cabernet Frame
SO7684 821
List \$1,079

Overall Dimensions
27.5"W x 28"D x 41"H

K. Double Bookcase
SO7684 07
List \$2,134

Overall Dimensions
47"W x 16"D x 78"H

- Four Adjustable Wood Framed Glass Shelves
- Two Canister Lights



L.



K.



M.



N.

Available Finishes:





TRADITIONAL INTEGRITY is inherent in the attention to detail: an expansive line offering creates solutions for all office environments. This traditional laminate series features solid wood mouldings and bases, mitered edges and swinging ball drawer pulls. Desks feature pull-out writing shelves for extra worksurface area. Central locking conveniently locks all drawers with the turn of a single key.

▲ WORKSTATION SHOWN:
 SO7350 36,
 SO7350 21,
 SO7350 47,
 SO7350 152
 List \$7,377



A. Executive Desk
 SO7350 36
 List \$2,224

Overall Dimensions
 72"W x 36"D x 30"H

- Center Drawer
- Centralized Locking
- Box/File Drawer per pedestal
- Letter/Legal Filing

B. Manager's Desk
 SO7350 30
 List \$2,178

Overall Dimensions
 60"W x 30"D x 30"H

- Center Drawer
- Centralized Locking
- Box/File Drawer per pedestal
- Letter/Legal Filing

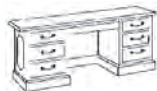
C. Storage Credenza
 SO7350 30
 List \$2,123

Overall Dimensions
 66"W x 20"D x 30"H



D. Computer Credenza w/ Keyboard Tray
 SO7350 21
 List \$2,123

Overall Dimensions
 66"W x 20"D x 30"H



E. Kneehole Credenza w/ Keyboard Tray
 SO7350 24
 List \$2,224

Overall Dimensions
 72"W x 24"D x 30"H



F. Open Hutch
 SO7350 61
 List \$1,373

Overall Dimensions
 66"W x 14"D x 46"H

G. Open Hutch
 SO7350 44
 List \$1,313

Overall Dimensions
 60"W x 14"D x 46"H

- Use w/66" Credenza



H. Mesh Door Hutch
 SO7350 47
 List \$1,661

Overall Dimensions
 60"W x 13"D x 46"H

- Use w/66" Credenza

I. Mesh Door Hutch
 SO7350 62
 List \$1,891

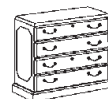
Overall Dimensions
 66"W x 13"D x 46"H

- Use w/72" Credenza

J. Table Desk
 SO7350 88
 List \$1,661

Overall Dimensions
 72"W x 36"D x 30"H

- Center Drawer/Pencil Tray



K. 2 Drawer Lateral File
 SO7350 152
 List \$1,369

Overall Dimensions
 32"W x 20"D x 30"H

- Finished Back
- Anti-Tip Device

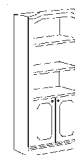
L. Lateral File Hutch
 SO7350 41
 List \$888

Overall Dimensions
 29"W x 14"D x 46"H

M. 4 Drawer Lateral File
 SO7350 17
 List \$2476

Overall Dimensions
 36"W x 22"D x 54"H

- Anti-Tip Device



N. Bookcase w/Doors
 SO7350 09
 List \$1358

Overall Dimensions
 30"W x 14"D x 74"H



O. 42" Round Traditional Queen Anne Conference Table
 SO7350 89
 Consists of: 011,002
 List \$1318

- Seats 4 People
- Table Height 30"

Available Finishes:

Engraved Executive Mahogany

All items on this page is available by special order, please call for details.





P. Left Ped Desk with Center Drawer
SO7350 480
List \$2,043

Overall Dimensions
66"W x 30"D x 30"H

Q. Right Return
SO7350 579
List \$1,605

Overall Dimensions
48"W x 24"D x 30"H

R. Right Ped Desk with Center Drawer
SO7350 490
List \$2,043

Overall Dimensions
66"W x 30"D x 30"H

S. Left Return
SO7350 589
List \$1,605

Overall Dimensions
48"W x 24"D x 30"H

T. Privacy Hutch
SO7350 601
List \$1,221

Overall Dimensions
66"W x 12"D x 14"H
48"W x 12"D x 13"H

U. Left Ped Desk
SO7350 570
List \$2,114

Overall Dimensions
72"W x 36"D x 30"H

V. Right Ped Desk
SO7350 580
List \$2,114

Overall Dimensions
72"W x 36"D x 30"H

AA. Open Hutch
SO7350 61
List \$1,373

Overall Dimensions
66"W x 14"D x 46"H

BB. Right Executive U Desk
SO7350 737
List \$4,834

Overall Dimensions
72"W x 110"D x 30"H

- Consists of 7350 570, 577 and 59

CC. Left Executive U Desk
SO7350 738
List \$4,834

Overall Dimensions
72"W x 107"D x 30"H

- Consists of 580, 588, and 59

DD. 3 Adjustable Shelves
SO7350 148
List \$1,006

Overall Dimensions
32"W x 16"D x 48"H

EE. 5 Adjustable Shelves
SO7350 172
List \$1,235

Overall Dimensions
32"W x 16"D x 72"H

Available Finishes:





ROOSEVELT simplifies traditional design while providing options that fit your needs. *Roosevelt is high on traditional styling yet easy on budgets. Offering design features such as rich veneers, optional laminate surfaces for added durability, and a mitered rim profile and base detailing. Choose Roosevelt's optional picture frame molding on desk models for that classic charm or go without if a cleaner look is desired. Roosevelt simplifies traditional design while providing options that fit your needs.*

All items on this page is available by special order, please call for details.





RENEGADE thrives in space innovation.

Renegade's attractiveness stems from meeting functional needs with the appeal of flexible design elements at an exceptional value. This resourceful, all laminate casegood series blends open and closed storage options and filing solutions with worksurface configurability catering to the diverse work styles throughout your organization. Coupling its durability, sustainability and go anywhere state of mind, Renegade is ideal for high activity areas often found in education, healthcare and other bustling environments.



All items on this page is available by special order, please call for details.



Modular Desking System

The Hirsh modular desk line offers a professional solution for the changing needs of business, government and education offices. Arriving as fully assembled modular sections, full desks can be configured in various ways to match office space or to accommodate particular job needs. The desks combine heavy-duty steel construction and 1.125" laminate tops with the added comfort of radiused profile edgebanding, full height end panels and 3/4-length modesty panels for greater sense of privacy.

FINISHES:

Available Options:



Charcoal/Mahogany

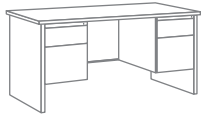


Black/Walnut



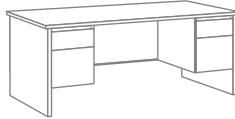


Double Pedestal Desk



SO20533 Black/Walnut
SO20534 Charcoal/Mahogany
List \$1,750

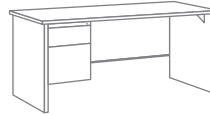
Overall Dimensions
60"W x 30" D



SO20531 Black/Walnut
SO20532 Charcoal/Mahogany
List \$2,050

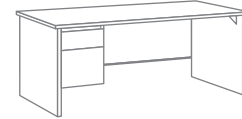
Overall Dimensions
72"W x 36"D

Left Hand Single Pedestal Desk



SO20543 Black/Walnut
SO20544 Charcoal/Mahogany
List \$1,660

Overall Dimensions
66"W x 30" D



SO20541 Black/Walnut
SO20542 Charcoal/Mahogany
List \$1,850

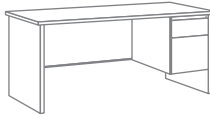
Overall Dimensions
72"W x 36"D

Right Hand Single Pedestal Desk



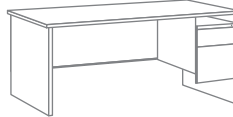
SO20539 Black/Walnut
SO20540 Charcoal/Mahogany
List \$1,420

Overall Dimensions
48"W x 30" D



SO20537 Black/Walnut
SO20538 Charcoal/Mahogany
List \$1,660

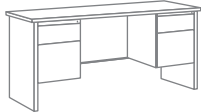
Overall Dimensions
66"W x 30"D



SO20535 Black/Walnut
SO20536 Charcoal/Mahogany
List \$1,850

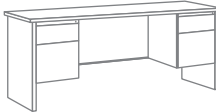
Overall Dimensions
72"W x 36"D

Double Pedestal Credenza



SO20551 Black/Walnut
SO20552 Charcoal/Mahogany
List \$1,680

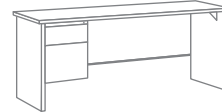
Overall Dimensions
60"W x 24"D



SO20549 Black/Walnut
SO20550 Charcoal/Mahogany
List \$1,680

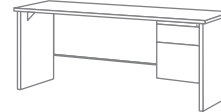
Overall Dimensions
72"W x 24"D

Left Hand or Right Hand Single Pedestal Credenzas



SO20555 Black/Walnut
SO20556 Charcoal/Mahogany
List \$1,540

Overall Dimensions
72"W x 24" D



SO20553 Black/Walnut
SO20554 Charcoal/Mahogany
List \$1,540

Overall Dimensions
72"W x 24" D

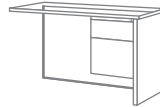
Left Hand Return Desk



SO20547 Black/Walnut
SO20548 Charcoal/Mahogany
List \$1,220

Overall Dimensions
48"W x 24" D

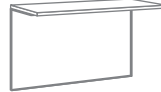
Right Hand Return Desk



SO20545 Black/Walnut
SO20546 Charcoal/Mahogany
List \$1,220

Overall Dimensions
48"W x 24"D

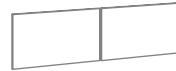
Bridge



SO20557 Black/Walnut
SO20558 Charcoal/Mahogany
List \$515

Overall Dimensions
48"W x 24"D

Door Kits



SO20569 48" Black/Walnut
SO20570 48" Charcoal/Mahogany
List \$270

SO20567 60" Black/Walnut
SO20568 60" Charcoal/Mahogany
List \$480

SO20565 72" Black/Walnut
SO20566 72" Charcoal/Mahogany
List \$480

Stack-On-Hutch



SO20563 48" Black/Walnut
SO20564 48" Charcoal/Mahogany
List \$588

SO20561 60" Black/Walnut
SO20562 60" Charcoal/Mahogany
List \$630

SO20559 72" Black/Walnut
SO20560 72" Charcoal/Mahogany
List \$683

Modular Desking System

The Hirsh pedestal desk line features a classic pedestal look ideal for business, government and education applications. Our pedestal desks are constructed of high-quality steel for long-lasting durability. Available in a variety of color combinations, they feature laminate wood surfaces that resist scratches, stains and water damage.

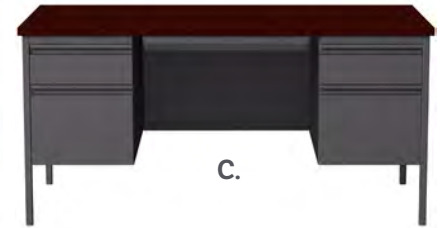


A. 24 x 45 Single Pedestal Desk

MODEL #	DESCRIPTION	DIMENSIONS	LIST
SO22213	Putty / Oak	45.5"W x 24"D x 29.5"H	\$1,040.00
SO22214	Black / Walnut	45.5"W x 24"D x 29.5"H	\$1,040.00
SO22215	Charcoal / Mahogany	45.5"W x 24"D x 29.5"H	\$1,040.00




A.



C.

B. 30 x 48 Single Pedestal Desk

MODEL #	DESCRIPTION	DIMENSIONS	LIST
SO20091	Putty / Oak	48" W x 30" D x 29.5" H	\$1,160.00
SO20092	Black / Walnut	48" W x 30" D x 29.5" H	\$1,160.00
SO20093	Charcoal / Mahogany	48" W x 30" D x 29.5" H	\$1,160.00



B.

C. Double Pedestal Desk

MODEL #	DESCRIPTION	DIMENSIONS	LIST
SO20100	Putty / Oak	60" W x 30" D x 29.5" H	\$1,395.00
SO20101	Black / Walnut	60" W x 30" D x 29.5" H	\$1,395.00
SO20102	Charcoal / Mahogany	60" W x 30" D x 29.5" H	\$1,395.00
*SO20103	Gray / Gray Nebula	60" W x 30" D x 29.5" H	\$1,395.00

D. Right Hand Single Pedestal Desk (not shown)

MODEL #	DESCRIPTION	DIMENSIONS	LIST
SO20094	Putty / Oak	66" W x 30" D x 29.5" H	\$1,385.00
SO20095	Black / Walnut	66" W x 30" D x 29.5" H	\$1,385.00
SO20096	Charcoal / Mahogany	66" W x 30" D x 29.5" H	\$1,385.00

F. Left Hand Single Pedestal Desk (not shown)

MODEL #	DESCRIPTION	DIMENSIONS	LIST
SO20097	Putty / Oak	66" W x 30" D x 29.5" H	\$1,385.00
SO20098	Black / Walnut	66" W x 30" D x 29.5" H	\$1,385.00
SO20099	Charcoal / Mahogany	66" W x 30" D x 29.5" H	\$1,385.00

E. Left Return (not shown)

MODEL #	DESCRIPTION	DIMENSIONS	LIST
SO20238	Putty / Oak	42" W x 24" D x 29.5" H	\$975.00
SO20239	Black / Walnut	42" W x 24" D x 29.5" H	\$975.00
SO20240	Charcoal / Mahogany	42" W x 24" D x 29.5" H	\$975.00

To be used with 20094, 20095, and 20096

G. Right Return (not shown)

MODEL #	DESCRIPTION	DIMENSIONS	LIST
SO20235	Putty / Oak	42" W x 24" D x 29.5" H	\$975.00
SO20236	Black / Walnut	42" W x 24" D x 29.5" H	\$975.00
SO20237	Charcoal / Mahogany	42" W x 24" D x 29.5" H	\$975.00

To be used with 20097, 20098, and 20099


FINISHES:




Charcoal/Mahogany



Black/Walnut



Putty/Oak



*Gray/Gray Nebula

*Gray/Gray Nebula is only available for the SO20103 (60"W x 30"D) Double Pedestal Desk
All items on this page is available by special order, please call for details.

Teacher's Desks

The Hirsh teacher's desk is designed for the modern classroom with both mobile and non-mobile options, and durable T-Mold laminate work surfaces.



A. 30 x 48 Single Pedestal Teacher's Desk (not shown)

MODEL #	DESCRIPTION	DIMENSIONS	LIST
SO22642	Black / Walnut	48"W x 30"D x 29.5"H	\$1,180.00
SO22643	Platinum / White	48"W x 30"D x 29.5"H	\$1,180.00

C. 30 x 48 Single Pedestal Mobile Teacher's Desk

MODEL #	DESCRIPTION	DIMENSIONS	LIST
SO22646	Black / Walnut	48"W x 30"D x 29.5"H	\$1,200.00
SO22647	Platinum / White	48"W x 30"D x 29.5"H	\$1,200.00

B. 30 x 60 Double Pedestal Teacher's Desk

MODEL #	DESCRIPTION	DIMENSIONS	LIST
SO22644	Black / Walnut	60"W x 30"D x 29.5"H	\$1,430.00
SO22645	Platinum / White	60"W x 30"D x 29.5"H	\$1,430.00

D. 30 x 60 Single Pedestal Mobile Teacher's Desk (not shown)

MODEL #	DESCRIPTION	DIMENSIONS	LIST
SO22648	Black / Walnut	60"W x 30"D x 29.5"H	\$1,460.00
SO22649	Platinum / White	60"W x 30"D x 29.5"H	\$1,460.00

Modern Teacher's Desks

TA modern and professional desk solution ideal for the education market. T-mold edge creates rounded corners to avoid sharp edges. T-leg creates a modern design and features locking casters.



A. T-Mold Worksurface

MODEL #	DESCRIPTION	DIMENSIONS	LIST
SO24072	Weathered Charcoal	62.5"W x 26.5"D	\$400.00
SO24071	White	62.5"W x 26.5"D	\$400.00

C. Work Surface Supporting Pedestal

MODEL #	DESCRIPTION	DIMENSIONS	LIST
SO24070	Arctic Silver	18"W x 26"D x 30.25"H	\$540.00

B. T-Leg with Locking Casters

MODEL #	DESCRIPTION	DIMENSIONS	LIST
SO24073	Arctic Silver	25.25"W x 30"H	\$175.00

D. Modesty Panel with Holders

MODEL #	DESCRIPTION	DIMENSIONS	LIST
SO23711	Clear	38"W x 17.5"H	\$285.00



FEATURES:

- 3 mil PVC Tough Edge on all exposed edges
- Choice of laminate finishes
- Top quality Steel Ball Bearing Drawer Slides
- Flared drawer pulls for an enhanced look
- Core removable locks and leveling glides included.

Available Elements Finishes: **Not all finishes are available on each item, call for details.*





ELEMENTS

Laminate Series

Simple, Contemporary, Affordable. Features include heavy duty steel frame and your choice of laminate finishes. Greenguard Certified.



▲
Quad Workstation
List \$8,452
 Excludes seating and accessories
Overall Dimensions
 144"W x 144" D

MODEL #	QTY	DESCRIPTION	DIMENSIONS	LIST
PLT2472	4	Worksurface tops	72"W x 24"D	\$311.00 ea.
PLT2448	4	Worksurface tops	48"W x 24"D	\$253.00 ea.
PLTLEGU24NB	12	U-Legs	24"W x 29"H	\$207.00 ea.
PLTCBBSINGLE	12	Connecting Beam Brackets		\$40.00 ea.
PLTMDB72	4	Main Desk Beams	for 72"W Tops	\$104.00 ea.
PLTRB48	4	Return Beams	for 48"W Tops	\$106.00 ea.
PLTFB	8	Flat Brackets		\$16.00 ea.
PL1007	4	Box/File Mobile Pedestals	16"W x 22.5"D x 22.5"H	\$566.00 ea.

▶
"U" Style Workstation
List \$8,032
 Excludes seating and accessories
Overall Dimensions
 204"W x 72"D

MODEL #	QTY	DESCRIPTION	DIMENSIONS	LIST
PL207	2	Wardrobe/ Storage cabinets	24"W x 23.5"D x 65"H	\$1,767.00 ea.
PL1007	2	Mobile Box/File pedestals	16"W x 22.5"D x 22.5"H	\$566.00 ea.
PLTLEGU30NB	4	U-Legs	30"W x 29"H	\$223.00 ea.
PLTLEGU24NB	2	U-Legs	24"W x 29"H	\$207.00 ea.
PLTCBBSINGLE	6	Connecting Beam Brackets		\$40.00 ea.
PLT3072	2	Worksurface Tops	72"W X 30"D	\$364.00 ea.
PLT2448	2	Worksurface Tops	48"W X 24"D	\$253.00 ea.
PLTMDB72	2	Main Desk Beams	for 72"W Tops	\$104.00 ea.
PLTRB48	2	Return Beams	for 48"W Return Tops	\$106.00 ea.
CMS04	2	Wire Manager Snake		\$83.00 ea.



◀ **"L" Workstation with Overhead Storage**
List \$3,755
 Excludes seating and accessories
Overall Dimensions
 72"W x 72"D



MODEL #	QTY	DESCRIPTION	DIMENSIONS	LIST
PLT3072	1	Worksurface Tops	72"W x 30"D	\$364.00 ea.
PLT2448	1	Worksurface Tops	48"W x 24"D	\$253.00 ea.
PLTMDB72	2	Main Desk Beams	for 72" W Tops	\$104.00 ea.
PLTRB48	2	Return Beams	for 48"W Return Tops	\$106.00 ea.
PLTLEGU30NB	1	U-Legs	30"W x 29"H	\$223.00 ea.
PLTLEGU24NB	1	U-Legs	24"W x 29"H	\$207.00 ea.
PL208OH	2	Overhead Wall Mount Storage	35.5"W	\$403.00 ea.
PL44SGD	2	Silver glazed doors (2 per set)		\$276.00 ea.
CPSBBF	2	Box/Box/File Metal Pedestals	15"W x 26.5"H x 22"D	\$570.00 ea.

MAPLE



▲ **Double “L” Workstation with Hutches**

List \$8,626

Excludes seating and accessories

Overall Dimensions
188”W x 72”D

MODEL #	QTY	DESCRIPTION	DIMENSIONS	LIST
PL1012	2	2 Drawer Personal Cabinets (without top)	36”W x 22”D x 21”H	\$967.00 ea.
PL1013	2	Open Bookcases (without top)	36”W x 22”D x 21”H	\$439.00 ea.
PL110	2	71”W Credenza tops (for the PL1012 & PL1013)	71”W	\$243.00 ea.
PL1044OH	2	71”W Open overhead storage units	71”W	\$675.00 ea.
PL44LD	2	Laminate doors for hutch (2 doors per set)		\$59.00 per set
PLTLPHS27SINGLE	4	27”H Risers for overhead storage		\$145.00 ea.
PLT3072	2	Main desk tops	72”W x 30”D	\$364.00 ea.
PLTLP30DR	2	Desk risers for 30”D top		\$150.00 ea.
PLTLEGU30NB	2	U-Legs	30”W x 28.5”H	\$263.00 ea.
PLTCBBSINGLE	2	Single Connector Beam Brackets for U-Legs		\$40.00 ea.
PLTMDB72	2	Main Desk Beam Supports		\$104.00 ea.
PL1007	2	Laminate Box/File Pedestals	16”W x 22.5”D x 22.5”H	\$566.00 ea.
CUSH1623	2	Cushions for PL1007 that is available in Lime Green, Gray, Celestial Blue, Red & Visconti fabric		\$153.00 ea.

▶ **“L” Workstation with Hutch**

List \$3,933

Excludes seating and accessories

Overall Dimensions
94”W x 72”D

MODEL #	QTY	DESCRIPTION	DIMENSIONS	LIST
PL1012	1	2 Drawer Personal Cabinet (without top)	36”W X 22”D X 21”H	\$967.00 ea.
PL1013	1	Open Bookcase (without top)	36”W X 22”D X 21”H	\$439.00 ea.
PL110	1	Credenza top (for the PL1012 & PL1013)	71”W	\$243.00 ea.
PL1044OH	1	Open overhead storage unit	71”W	\$675.00 ea.
PL44LD	1	Laminate doors for hutch (2 doors per set)		\$59.00 ea.
PLTLPHS27SINGLE	2	27”H Risers for overhead storage		\$145.00 ea.
PLT3072	1	Main desk top	72”W X 30”D	\$364.00 ea.
PLTLP30DR	1	Desk riser for 30”D top		\$150.00 ea.
PLTLEGU30NB	1	U-Leg	30”W X 28.5”H	\$263.00 ea.
PLTCBBSINGLE	1	Single Connector Beam Bracket for U-Leg		\$40.00 ea.
PLTMDB72	1	Main Desk Beam Support		\$104.00 ea.
GBM1769	1	Magnetic Whiteboard	69”W X 17”D	\$339.00 ea.



ASPEN



Quad Workstation

List \$8,174
Excludes seating and accessories

Overall Dimensions
41"H

MODEL #	QTY	DESCRIPTION	DIMENSIONS	LIST
PL113	1	Storage Cabinets	35.5"W x 22"D x 29"H	\$549.00 ea.
PL112	2	2 Drawer Lateral File	35.5"W x 22"D x 29"H	\$896.00 ea.
PL109WHT	3	File Tops in White	36"W	\$149.00 ea.
PL166	4	Box/Box/File Pedestals	16"W x 22"D	\$500.00 ea.
PL1066	4	Storage Units	16"W x 22"D x 11.5"H	\$253.00 ea.
PLT2472	4	Worksurface Tops	72"W x 24"D	\$311.00 ea.
PLTLEGU48NB41	2	U-Legs	48"W x 41"H	\$361.00 ea.
PLTRETSUPPORT	4	Universal Return Support Beams		\$62.00 ea.
PLTCBBSINGLE	4	Connecting Beam Brackets		\$40.00 ea.



"L" Unit Workstation with Covered Leg

List \$2,557
Excludes accessories

Overall Dimensions
72"W x 72"D

MODEL #	DESCRIPTION	DIMENSIONS	LIST
PL1012	2 Drawer Personal Cabinet (without Top)	36"W x 22"D x 21"H	\$967.00
PL1013	Open Bookcase (without Top)	36"W x 22"D" x 21"H	\$439.00
PL110	Credenza Top	71"W	\$243.00
PLT2472	Worksurface Top	72"W x 24"D	\$311.00
PLTLPDR24	Desk Riser	for 24"D Desk Top	\$127.00
PLTLEGU24NB	U-Legs	24"W x 29"H	\$207.00
PLTMDB72	Main Desk Beams	for 72"W Tops	\$104.00
SOPLTLEGFMEPP24	Cover for U-Leg		\$119.00
PLTCBBSINGLE	Connecting Beam Bracket		\$40.00

Adjustable Multi-Workstation

List \$20,310
Excludes accessories

MODEL #	QTY	DESCRIPTION	DIMENSIONS	LIST
PL1012	5	2 drawer personal Cabinets (without top)	36"W x 22"D x 21"H	\$967.00 ea.
PL1013	5	Open Bookcases (without top)	36"W x 22"D x 21"H	\$439.00 ea.
PL110	5	Credenza Tops	71"W	\$243.00 ea.
PLCUSH2136	5	Cushion for the PL1012 & PL1013		\$289.00 ea.
PLT2472	5	Worksurface Tops	72"W x 24"D	\$311.00 ea.
PLTEAB4872MEDNF	5	Electric Height Adjustable Table Bases		\$1,379 ea.
PLTBUDFEET24	5	Feet for Table Base	for use with 24"D tops	\$110.00 ea.
PLTAP1566S	5	Acrylic Privacy Dividers	66"W x 15"H	\$255.00 ea.
PLTSBUDMSGL	5	Edge mount screen brackets (sold in pairs)		\$69.00 ea.



NEWPORT



Multiple Workstations
List \$13,448

Excludes seating and accessories

Overall Dimensions
216"W x 120"D

MODEL #	QTY	DESCRIPTION	DIMENSIONS	LIST
PL1012	6	2 Drawer Personal Cabinet (without Top)	36"W x 22"D x 21"H	\$967.00 ea.
PL109	6	36" File Tops for PL1012		\$149.00 ea.
PLCUSH2136	6	Cushions for PL1012 (available in Lime Green, Gray, Celestial Blue, Red and Visconti Fabric)		\$289.00 ea.
PLTLEGU4860LCMB	2	Benching Inset Legs		\$525.00 ea.
PLTLEGV4860	2	V-Legs for two 24"D shared tops		\$245.00 ea.
PLT2472	6	Worksurface Tops	72"W x 24"D	\$311.00 ea.
PLTMDB66	4	Main Desk Beams	66"W	\$93.00 ea.
PLTMDB72	2	Main Desk Beams	72"W	\$104.00 ea.
PLTSBUDMDUALSI	3	Dual Desk Mount Screen Brackets (sold in pairs)		\$89.00 ea.
PLTAP1566S	3	Acrylic Privacy Dividers	66"W x 15"H	\$255.00 ea.

"L" Workstation with Wall Mounted Storage
List \$4,045

Excludes seating and accessories

Overall Dimensions
72"W x 72"D

MODEL #	QTY	DESCRIPTION	DIMENSIONS	LIST
PLT3072	1	Main Desk Top	72"W x 30"D	\$364.00
PLT2442	1	Return top	42"W x 24"D	\$238.00
PLTLEGU30NB	2	U-Legs	24"W x 28.5"H	\$223.00 ea.
PLTMDB72	1	Main Desk Beam	72"W	\$104.00
PLTLEGU24NB	1	U-Legs	24"W x 28.5"H	\$207.00
PLTRETSSUPPORT	1	Universal Return Support		\$62.00
PLTCBBSINGLE	3	Single Connector Beam Brackets for U-Leg		\$40.00 ea.
PLTFB	2	Flat Brackets		\$16.00 ea.
CPSBBF	2	Locking Box/Box/File Pedestals with glides	15"W X 22"D X 26.5"H	\$570.00 ea.
PL208OH	2	Overhead Wall Mount Storage Units	35.5"W	\$403.00 ea.
PL08RAILSI	2	Sliding Door Tracks		\$74.00 ea.
PL44SLIDESGD	2	2 Sliding Doors, Silver Glazed frames		\$189.00 ea.



Quad Workstation with Bullet Tops
List \$7,370

Excludes seating and accessories

Overall Dimensions
132"W x 142"D

MODEL #	QTY	DESCRIPTION	DIMENSIONS	LIST
PL147	2	Bullet Desk Tops	71"W x 36"D	\$406.00 ea.
PL131/147LEGSIL	2	Legs for Bullet Desk Tops		\$177.00 ea.
PLT2448	4	Return tops	49"W x 24"D	\$253.00 ea.
PLTLEGU24NB	4	U-Legs	24"W x 28.5"H	\$207.00 ea.
PLTRETSSUPPORT	4	Universal Return Supports		\$62.00 ea.
PLTCBBSINGLE	4	Single Connector Beam Brackets for U-Leg		\$40.00 ea.
PLTFB	8	Flat Brackets		\$16.00 ea.
PLT60MS	4	Stiffener Braces for 60" & 66" Tops		\$42.00 ea.
PLTDTPM2U2EGWHT	4	Desk Top Power Modules		\$309.00 ea.
PL1007	4	Laminate Box/File Pedestals	22.5"D x 22.5"H	\$566.00 ea.
PLPULLCYL	8	Cylinder Drawer Pulls		\$20.00 ea.



GRAY



▲ **Multi Workstations**

List \$13,856

Excludes seating and accessories

Overall Dimensions
188"W x 90"D

MODEL #	QTY	DESCRIPTION	DIMENSIONS	LIST
PL1012	2	2 Drawer Personal Cabinet (without tops)	36"W x 22"D x 21"H	\$967.00 ea.
PL1013	4	Open Bookcases (without tops)	36"W x 22"D x 21"H	\$439.00 ea.
PL110	4	Credenza Tops	71"W	\$243.00 ea.
PL150	2	Personal Unit	18"W x 24"D x 66"H	\$936.00 ea.
PL150/151SGD	2	Aluminum Framed Glass Doors		\$333.00 ea.
PLTRBBASE23BRU	4	Base Plate	23" Round	\$316.00 ea.
PLTRBPOST28BRU	4	Post Legs	28"H	\$105.00 ea.
PLT3072	4	Worksurface Tops	72"W x 30"D	\$364.00 ea.
PLTRETSSUPPORT	4	Universal Return Support Beams		\$62.00 ea.
PLTLP30DR	4	Desk risers	30"W	\$150.00 ea.
PLTSDTM	2	Universal Desk Mount Brackets (sold in pairs)		\$59.00 ea.
PLTFP1566	2	Fabric Privacy Dividers	66"W X 15"H	\$224.00 ea.
PLT60MS	4	Stiffener Braces		\$42.00 ea.



◀ **Double Workstations with Hutch**

List \$6,116

Excludes seating and accessories

Overall Dimensions
144"W x 72"D

MODEL #	QTY	DESCRIPTION	DIMENSIONS	LIST
PL1044OH	2	Open Overhead Storage Unit	71"W	\$675.00 ea.
PL44LD	2	Laminate Doors (2 per set)		\$59.00 ea.
PLTLPHS20	2	Hutch Risers	20"H	\$239.00 ea.
PLT2472	2	Worksurface Tops	72"W x 24"D	\$311.00 ea.
PLT2448	2	Worksurface Tops	48"W x 24"D	\$253.00 ea.
CPSBBF	2	Box/Box/File Metal Pedestals	15"W x 22"D x 26.5"H	\$570.00 ea.
PLTLEGU24NB	6	U-Legs	24"W	\$207.00 ea.
PLTCBBSINGLE	6	Single Connecting Beam Brackets for U-Leg		\$40.00 ea.
PLTMDB72	2	Main Desk Beams	72"W	\$104.00 ea.
PLTRB48	2	Return Beams	for 48"W Returns	\$106.00 ea.

▶ **Double Workstation with Storage**

List \$10,758

Excludes seating and accessories

Overall Dimensions
192"W x 72"D

MODEL #	QTY	DESCRIPTION	DIMENSIONS	LIST
PL207	2	Combo Storage Unit	24"W x 23.5"D x 65"H	\$1,767.00 ea.
PL1044OH	2	Open Overhead Storage	71"W	\$675.00 ea.
PL44LD	4	Laminate Doors (2 per set)		\$59.00 ea.
PLTLPHS27	2	Hutch Risers	27"H	\$289.00 ea.
PL1012	2	2 Drawer Personal Cabinets (without tops)	36"W x 22"D x 21"H	\$967.00 ea.
PL1013	2	Open Bookcases (without tops)	36"W x 22"D x 21"H	\$439.00 ea.
PL110	2	Credenza Tops	71"W	\$243.00 ea.
PLTLP30DR	2	Desk Risers	for 30"D Tops	\$150.00 ea.
PLT3072	2	Worksurface Tops	72"W x 30"D	\$364.00 ea.
PLTMDB72	2	Main Desk Beams	72"W	\$104.00 ea.
PLTCBBSINGLE	2	Single Connecting Beam Brackets for U-Legs		\$40.00 ea.
PLTLEGU30NB	2	U-Legs	30"W	\$223.00 ea.



ESPRESSO

Multi Workstations

List \$11,334

Excludes seating and accessories

Overall Dimensions

216"W x 72"D

MODEL #	QTY	DESCRIPTION	DIMENSIONS	LIST
PL1012	3	2 Drawer Personal Cabinet (without tops)	36"W x 22"D x 21"H	\$967.00 ea.
PL1013	3	Open Bookcases (without tops)	36"W x 22"D x 21"H	\$439.00 ea.
PL110		Credenza Tops	71"W	\$243.00 ea.
PLCUSH2136	3	Cushion for PL1012 (Available in Lime Green Gray, Celestial Blue, Red, and Visconti)		\$243.00 ea.
PL1053	3	Open Bookcases	16"W x 22"D x 21"H	\$332.00 ea.
PL1007	3	Box/File Mobile Pedestal	16"W x 22.5"D x 22.5"H	\$566.00 ea.
CUSH1623	3	Cushion for PL1007 (Available in Lime Green Gray, Celestial Blue, Red, and Visconti)		\$153.00 ea.
PLTLP24DR	3	Desk Risers	for 24"D tops	\$127.00 ea.
PLTLEGU24NB	3	U-Legs	24"W	\$207.00 ea.
PLTCBBSINGLE	3	Single Connecting Beam Brackets for U-Legs		\$40.00 ea.
PLT2472	3	Worksurface Tops	72"W x 24"D	\$311.00 ea.
PLTMDB72	3	Main Desk Beams	72"W	\$104.00 ea.



"L" Workstation with Storage

List \$3,454

Excludes seating and accessories

Overall Dimensions

72"W x 72"D

MODEL #	QTY	DESCRIPTION	LIST
PL208OH	2	Wall Mount Storage	\$403.00 ea.
PL44LD	2	Laminate Doors (2 per set)	\$59.00 ea.
PL1012	1	2 Drawer Personal Cabinet (without top)	\$967.00
PL1013	1	Open Bookcase (without tops)	\$439.00
PL110	1	Credenza Top	\$243.00
PLT3072	1	Worksurface Top	\$364.00
PLTLP30DR	1	Desk Riser	\$150.00
PLTLEGU30NB	1	U-Leg	\$223.00
PLTCBBSINGLE	1	Single Connecting Beam Bracket	\$40.00
PLTMDB72	1	Main Desk Beam	\$104.00

Double Workstation with V-Legs

List \$7,290

Excludes seating and accessories

Overall Dimensions

144"W x 72"D

MODEL #	QTY	DESCRIPTION	DIMENSIONS	LIST
PL1012	2	2 Drawer Personal Cabinet (without tops)	36"W x 22"D x 21"H	\$967.00
PL1013	2	Open Bookcases (without tops)	36"W x 22"D x 21"H	\$439.00
PL110	2	Credenza Tops	71"W	\$243.00
PLTLPHS27	2	Hutch Risers	27"H	\$289.00
PL1044OH	2	Open Overhead Storage	71"W	\$675.00
PL44SGD	2	Glazed Silver Doors (2 per set)		\$276.00
PLTLP30DR	2	Desk Risers	for 30"D tops	\$150.00
PLT3072	2	Worksurface Tops	72"W x 30"D	\$364.00
PLTLEGV2430	2	V-Legs	for 24"D tops	\$149.00
PLTMDB66	2	Main Desk Beams	66"W	\$93.00



ESPRESSO



◀ Double Workstation

List \$5,816

Excludes accessories

Overall Dimensions

144"W x 72" D

MODEL #	QTY	DESCRIPTION	DIMENSIONS	LIST
PL1012	2	2 Drawer Personal Cabinet (without tops)	36"W x 22"D x 21"H	\$967.00 ea.
PL1013	2	Open Bookcases (without tops)	36"W x 22"D x 21"H	\$439.00 ea.
PL110	2	Credenza Tops	71"W	\$243.00 ea.
PLCUSH2136	2	Cushion for PL1012 (Available in Lime Green Gray, Celestial Blue, Red, and Visconti)		\$289.00 ea.
PLTLEGU30NB	2	U-Legs	30"W	\$223.00 ea.
PLTLP30DR	2	Desk Risers	for 30"D Tops	\$150.00 ea.
PLT3072	2	Worksurface Tops	72"W x 30"D	\$364.00 ea.
PLTMDB72	2	Main Desk Beams	72"W	\$104.00 ea.
PLTCBBSINGLE	2	Single Connecting Beam Brackets		\$40.00 ea.
CMS05	2	Expandable Wire Manager Snake		\$89.00 ea.

▶ "U" Workstation with Adjustable Height Desk and Bridge

List \$5,206

Excludes seating and accessories

Overall Dimensions

96"W x 72"D

MODEL #	QTY	DESCRIPTION	DIMENSIONS	LIST
PL143	1	Credenza Shell	71"W x 24"D	\$425.00
PL166	1	Box/Box/Pedestal	16"W x 22"D	\$500.00
PL2080H	2	Wall Mount Storage Units	35.5"W	\$403.00 ea.
PL44SGD	2	Silver Glazed Doors (2 per set)		\$276.00 ea.
PLTECAB6078MEDWF	1	"L" Shaped Electric Height Adjustable Base with Feet		\$2,289.00
PLT3072	1	Worksurface Top	71"W x 30"D	\$364.00
PLT2442	1	Worksurface Top	42"W x 24"D	\$238.00
PLTFB	2	Flat Brackets		\$16.00 ea.



MODERN



◀ Quad Workstation with Privacy Panels

List \$10,252

Excludes seating and accessories

Overall Dimensions

144"W x 144" D

MODEL #	QTY	DESCRIPTION	DIMENSIONS	LIST
PL1012	4	2 Drawer Personal Cabinet (without tops)	36"W x 22"D x 21"H	\$967.00 ea.
PL1013	4	Open Bookcases (without tops)	36"W x 22"D x 21"H	\$439.00 ea.
PL110	4	Credenza Tops	71"W	\$243.00 ea.
PLTLP24DR	4	Desk Risers for 24"D tops	for 24"D tops	\$127.00 ea.
PLT2472	4	Worksurface Tops	72"W x 24"D	\$311.00 ea.
PLTMDB72	4	Main Desk Beams	72"W	\$104.00 ea.
PLTLEGU48NB	2	U-Legs	48"W	\$320.00 ea.
PLTCBBSINGLE	4	Single Connecting Beam Brackets		\$40.00 ea.
PLTSBUDMDUALSI	2	Dual Desk Mount Screen Brackets (sold in pairs)		\$89.00 ea.
PLTAP1566S	2	Acrylic Privacy Dividers		\$255.00 ea.

▶ Quad Workstation with 120° Angled Worksurface

List \$9,548

Excludes seating and accessories

MODEL #	QTY	DESCRIPTION	DIMENSIONS	LIST
PL1007	4	Mobile Box/File Pedestals	16"W x 22.5"D x 22.5"H	\$566.00 ea.
PLCUSH1623	4	Cushion for PL1007 (Available in Lime Green Gray, Celestial Blue, Red, and Visconti)		\$153.00 ea.
PLT120D2436	6	120° Angled Worksurface Tops	120° Angle x 24"D	\$442.00 ea.
PLTLEGU48NB	4	U-Legs	48"W	\$320.00 ea.
PLTSQPOSTLEG	4	Squared Post Legs		\$89.00 ea.
PLTRETSSUPPORT	8	Return Support Beam		\$62.00 ea.
PLTCBBSINGLE	8	Single Connecting Beam Brackets		\$40.00 ea.
PLTSBUDMDUALSI	6	Dual Desk Screen Brackets (sold in pairs)		\$89.00 ea.
PLTFP1536	6	Fabric Privacy Dividers	36"W x 15"H	\$136.00 ea.
PLTFB	8	Flat Brackets (sold in pairs)		\$16.00 ea.



◀ Multi-Use Workstation, 41" High

List \$5,542

Excludes seating and accessories

Overall Dimensions

144"W x 48"D x 41"H

MODEL #	QTY	DESCRIPTION	DIMENSIONS	LIST
PLTLEGU48NB41	2	U-Legs		\$361.00 ea.
PLTCBBSINGLE	4	Single Connecting Beam Brackets		\$40.00 ea.
PLTRETSSUPPORT	4	Return Supports		\$62.00 ea.
PL1066	4	Open Front Bookcases	16"W x 22"D x 11.5"H	\$253.00 ea.
PL166	4	Box/Box/File Pedestals	16"W x 22"D	\$500.00 ea.
PLT2472	4	Worksurface Tops	72"W x 24"D	\$311.00 ea.
PLTBH	4	Bag Holder		\$39.00 ea.

WALNUT



▲ **Double Workstation with V-Legs and Hutches**

List \$8,164

Excludes seating and accessories

Overall Dimensions

188"W x 72"D

MODEL #	QTY	DESCRIPTION	DIMENSIONS	LIST
PL1007	2	Mobile Box/File Pedestals	16"W x 22.5"D x 22.5"H	\$566.00 ea.
PLCUSH1623	2	Cushion for PL1007 (Available in Lime Green Gray, Celestial Blue, Red, and Visconti Fabric)		\$153.00 ea.
PLTLEGV2430	2	V-Legs	for 24"D Tops	\$149.00 ea.
PLT2472	2	Worksurface Tops	72"W x 24"D	\$311.00 ea.
PLTLP24DR	2	Desk Risers	for 24"D Tops	\$127.00 ea.
PLTMDB72	2	Main Desk Beams	72"W	\$104.00 ea.
PL1012	2	2 Drawer Personal Cabinet (without tops)	36"W x 22"D x 21"H	\$967.00 ea.
PL1013	2	Open Bookcases (without tops)	36"W x 22"D x 21"H	\$439.00 ea.
PL110	2	Credenza Tops	72"W	\$243.00 ea.
PLTLPHS27	2	Hutch Risers	27"H	\$289.00 ea.
PL1044OH	2	Open Overhead Storage Units	71"W	\$675.00 ea.
PL44LD	2	Laminate Doors (2 per set)		\$59.00 ea.

▶ **Quad Workstation with 120° Angled Worksurface**

List \$6,422

Excludes seating and accessories

Overall Dimensions

120° Angled x 24"D

MODEL #	QTY	DESCRIPTION	DIMENSIONS	LIST
PLT120D2436	6	120° Angled Worksurface Top		\$442.00 ea.
PLTLEGU48	4	U-Legs	48"W	\$320.00 ea.
PLTSQPOSTLEG	4	Squared Post Legs		\$89.00 ea.
PLTRETSSUPPORT	8	Return Support Beam		\$62.00 ea.
PLTCBBSINGLE	4	Single Connecting Beam Brackets		\$40.00 ea.
PLTSBUDMDUALSI	6	Dual Desk Top Screen Brackets (sold in pairs)		\$89.00 ea.
PLTFP1536	6	Fabric Privacy Dividers	36"W x 15"H	\$136.00 ea.
PLTFB	8	Flat Brackets		\$16.00 ea.



◀ **"L" Workstation**

List \$2,547

Excludes accessories

Overall Dimensions

72"W x 72"D

MODEL #	DESCRIPTION	DIMENSIONS	LIST
PL1012	2 Drawer Personal Cabinet (without top)	36"W x 22"D x 21"H	\$967.00
PL1013	Open Bookcases (without top)	36"W x 22"D x 21"H	\$439.00
PL110	Credenza Top	72"W	\$243.00
PLT3072	Worksurface Top	72"W x 24"D	\$364.00
PLTLEGU30NB	U-Leg	30"W	\$263.00
PLTLP24DR	Desk Riser	for 24" Top	\$127.00
PLTCBBSINGLE	Single Connecting Beam Bracket		\$40.00
PLTMDB72	Main Desk Beam	72"W	\$104.00



WHITE



▲ **"U" Desk with Conference Workspace**

List \$5,319

Excludes seating and accessories

MODEL #	QTY	DESCRIPTION	DIMENSIONS	LIST
PLTWXB36/42	1	X-Base	for 42"W top	\$188.00
PLT42R	1	Round Top	42"Round	\$265.00
PL1012	1	2 Drawer Personal Cabinet (without top)	36"W x 22"D x 21"H	\$967.00
PL1013	1	Open Bookcase (without top)	36"W x 22"D x 21"H	\$439.00
PL110	1	Credenza Top	71"W	\$243.00
PLCUSH2136	1	Cushion for PL1012 (Available in Lime Green Gray, Celestial Blue, Red, and Visconti Fabric)		\$289.00
PL208OH	2	Wall Mount Storage Units	35.5"W	\$403.00 ea.
PL44SGD	2	Silver Glazed Doors (2 per set)		\$276.00 ea.
PLT3072	1	Worksurface Top	72"W x 30"D	\$364.00
PLT2472	1	Worksurface Top	72"W x 24"D	\$311.00
PLTLP24DR	1	Desk Riser	for 24"D top	\$127.00
PLTLEGU30NB	2	U-Legs	30"W	\$223.00 ea.
PLTMDB72	1	Main Desk Beam	72"W	\$104.00
PLTRB72	1	Return Beam		\$138.00
PLTCBBSINGLE	2	Single Connecting Beam Brackets		\$40.00 ea.




▲ **List \$15,887**

Excludes seating and accessories

Overall Dimensions

213"W x 142"D

MODEL #	QTY	DESCRIPTION	DIMENSIONS	LIST
PLT3072	6	Worksurface Tops	72"W x 30"D	\$364.00 ea.
PLTLEGU60NB	2	U-Legs	60"W	\$341.00 ea.
PLTLEGU4860ILCMB	2	Benching Inset Legs		\$525.00 ea.
PLTMDB72	6	Main Desk Beams	72"W	\$104.00 ea.
PLTCBBSINGLE	4	Single Connecting Beam Brackets		\$40.00 ea.
PL1044OH	6	Open Open Overhead Storage Units	71"W	\$675.00 ea.
PLTLPHS27	6	Hutch Risers	27"H	\$289.00 ea.
PLTLPHSLIDE	6	Extension Glides for 27"H Hutch Support		\$25.00 ea.
PL1007	6	Mobile Box/File Pedestals		\$566.00 ea.
PLCUSH1623	6	Cushion for PL1007 (Available in Lime Green Gray, Celestial Blue, Red, and Visconti Fabric)		\$153.00 ea.
PLTSBUDMDUAL	3	Dual Desk Mount Screen Brackets (sold in pairs)		\$89.00 ea.
PLTFP1566	3	Fabric Privacy Dividers	66"W x 15"H	\$224.00 ea.



▲ **List \$13,700**

Excludes seating and accessories

Overall Dimensions

142"W x 142"D

MODEL #	QTY	DESCRIPTION	DIMENSIONS	LIST
PL1012	4	2 Drawer Personal Cabinet (without tops)	36"W x 22"D x 21"H	\$967.00 ea.
PL1013	4	Open Bookcase (without tops)	36"W x 22"D x 21"H	\$439.00 ea.
PL110	4	Credenza Tops	71"W	\$243.00 ea.
PLCUSH2136	4	Cushion for PL1012 (Available in Lime Green Gray, Celestial Blue, Red, and Visconti Fabric)		\$289.00 ea.
CMS04	4	Wire Management Snake		\$83.00 ea.
PLTLEGU60NB	2	U-Legs	60"W	\$341.00 ea.
PLT3072	4	Worksurface Tops	72"W x 30"D	\$364.00 ea.
PLTCBBSINGLE	4	Single Connecting Beam Brackets		\$40.00 ea.
PLTLP30DR	4	Desk Risers	for 30"D tops	\$150.00 ea.
PLPULLRBK	8	Rectangular Drawer Pulls		\$34.00 ea.
PLTSMR	8	Short Legs	for PL1012 and PL1013	\$109.00 ea.
PLTMDB72	4	Main Desk Beams	72"W	\$104.00 ea.
PLTAP1554S	4	Acrylic Privacy Dividers	54"W x 15"H	\$245.00 ea.
PLTSBUDMDUAL	2	Dual Desk Top Screen Brackets (sold in pairs)		\$89.00 ea.

WHITE



MAIN DESK TOPS:

Rectangular (No Grommets)		LIST
PLT2460	60"W x 24"D	\$284.00
PLT2466	66"W x 24"D	\$311.00
PLT2472	72"W x 24"D	\$311.00
PLT3048	48"W x 30"D	\$276.00
PLT3060	60"W x 30"D	\$343.00
PLT3066	66"W x 30"D	\$364.00
PLT3072	72"W x 30"D	\$364.00
PLT3672	72"W x 36"D	\$442.00



Corner Extensions (No Grommets)		LIST
PLT663624L	66"W x 36"/24"D	\$432.00
PLT663624R	66"W x 36"/24"D	\$432.00
PLT723624L	72"W x 36"/24"D	\$557.00
PLT723624R	72"W x 36"/24"D	\$557.00
PLT120D2436	120° Angle	\$442.00



Return Tops (No Grommets)		LIST
PLT2436	36"W x 24"D	\$221.00
PLT2442	42"W x 24"D	\$238.00
PLT2448	48"W x 24"D	\$253.00

STORAGE:

Laminate Storage		LIST
PL1012	2 Drawer Personal Cabinet (without top) 36"W x 22"D x 21"H	\$967.00
PL1013	Open Bookcase (without top) 36"W x 22"D x 21"H	\$439.00
PLCUSH2136	Cushion for PL1012 or PL1013 (Available in Lime Green, Gray, Celestial Blue, Red & Visconti Fabric)	\$289.00
PL109	36" File Top (for PL1012 or 1013)	\$149.00
PL110	71" Credenza Top (for PL1012 or 1013)	\$243.00



Hutch Risers for Overhead Storage		LIST
PLTLPHS08	8"H Riser	\$195.00
PLTLPHS14	14"H Riser	\$215.00
PLTLPHS20	20"H Riser (pair)	\$239.00
PLTLPHS20SINGLE	20"H Riser (single)	\$120.00
PLTLPHS27	27"H Riser (pair)	\$289.00
PLTLPHS27SINGLE	27"H Riser (single)	\$145.00

Overhead & Wall Mount Storage		LIST
PL1044OH	71"W Open Overhead Storage Unit	\$675.00
PL1008OH	35.5"W Open Overhead Storage Unit	\$406.00
PL208OH	35.5"W Wall Mount Storage Unit	\$403.00
PL2044OH	71"W Wall Mount Storage Unit	\$669.00
PL1022HS	Hutch Support Organizer	\$353.00
PL44LD	2 Laminate Doors for Hutch	\$59.00
PL44LDLOCK	2 Locking Laminate Doors For Hutch	\$104.00
PL44SGD	Aluminum Frame Glass Doors for Hutch	\$276.00
PLTLPHSGSLIDE	Extension glide for 27" hutch support	\$25.00
PL44CHD	Center hutch divider for PL1044OH	\$110.00



PEDESTALS:

Metal Pedestals 15"W x 22"D		LIST
CPSBBF	Box/Box/File 26.5"H with Glides	\$570.00
CPSFF	File/File 26.5"H with Glides	\$570.00
CPPBF	Box/File 22.5"H with Casters	\$462.00
CPPCASTERS	Set of 4 Casters for CPSBBF or CPSFF	\$31.00
PLCUSH1522	Cushion for CPPBF (Available in Lime Green, Gray, Celestial Blue, Red & Visconti Fabric)	\$143.00
CMPBF	Hanging Pedestals	\$446.00
CMPHBUSB	Brackets	\$173.00



Laminate Pedestals 16"		LIST
*PL166	Box/Box/File (without top) 22"D x 28.5"H	\$500.00
*PL175	File/File (without top) 22"D x 28.5"H	\$513.00
PL66T	Top for PL166 & PL175 Pedestal	\$77.00
*Will not fit under surface with main desk beam		
PL1007	Mobile Box/File 16"W x 22.5"D x 22.5"H	\$566.00
PLCUSH1623	Cushion for PL1007 (Available in Lime Green, Gray, Celestial Blue, Red & Visconti Fabric)	\$153.00




DIVIDERS:

Acrylic Privacy Dividers		LIST
PLTAP1524S	24"W X 15"H	\$169.00
PLTAP1530S	30"W X 15"H	\$175.00
PLTAP1536S	36"W X 15"H	\$185.00
PLTAP1542S	42"W X 15"H	\$205.00
PLTAP1548S	48"W X 15"H	\$225.00
PLTAP1554S	54"W X 15"H	\$245.00
PLTAP1566S	66"W X 15"H	\$255.00



Fabric Privacy Dividers		LIST
PLTFP1524	24"W X 15"H	\$125.00
PLTFP1530	30"W X 15"H	\$125.00
PLTFP1536	36"W X 15"H	\$136.00
PLTFP1542	42"W X 15"H	\$149.00
PLTFP1548	48"W X 15"H	\$177.00
PLTFP1554	54"W X 15"H	\$1980.00
PLTFP1566	66"W X 15"H	\$224.00



Available in Celestial Blue, Lime Green, Red, Gray & Visconti.

Divider/Screen Brackets		LIST
A. PLTSDTMSIL	Universal Desk Mount Screen Bracket (pair)	\$59.00
B. PLTSBUDMUGLSIL	Edge Mount Screen Bracket (pair)	\$69.00
C. PLTSBUDMDUALSIL	Dual Desk Mount Screen Bracket (pair)	\$89.00



LEGS:

**Desk Beam Supports
Silver, White, or Black**

		LIST
PLTMDB48	For 48" Desktop	\$72.00
PLTMDB54	For 54" Desktop	\$72.00
PLTMDB60	For 60" Desktop	\$83.00
PLTMDB66	For 66" Desktop	\$93.00
PLTMDB72	For 72" Desktop	\$104.00
PLTADJMDB4872		\$128.00



**Universal Return Support
Silver or White**

		LIST
PLTRETSSUPPORT	For use with 36" & 42" return top	\$62.00
PLTRRB	Adjustable Bracket for Adjustable Return Beams	\$49.00
PLTADJRB6072		\$158.00



**Heavy Duty Return Support
Silver or White**

		LIST
PLTRB48	For use with 48" return top	\$106.00
PLTRB60	For use with 60" return top	\$117.00
PLTRB66	For use with 66" return top	\$128.00
PLTRB72	For use with 72" return top	\$138.00

Support Leg (set of 2 legs)

		LIST
PLTLEGUCL	For use with 48" and 60" Legs	\$171.00



U-Configuration Support

		LIST
PLTUSUPPORT	For use with 42" or 48" Bridge	\$95.00

Flat Bracket

		LIST
PLTFB	Flat Bracket	\$16.00 ea.

**Connector Beam Bracket
(set of 2 legs) - Silver or White**

		LIST
PLTCBBSINGLE	Required for all U-legs (48", and 60" legs and 41" high legs)	\$40.00

V-Legs & Support Beams

		LIST
PLTLEGV2430	V-Leg for 24"D Desk tops	\$149.00
PLTLEGV30	V-Leg for 30"D Desk tops	\$159.00
PLTLEGV3642	36"W x 42"D for 36"D desk tops	\$199.00
PLTLEGV4860	48"W x 60"D V-Leg for two 24"D or 30"D shared tops	\$245.00
PLTLEGU4860ILCMB	Benching Inset Leg	\$525.00



LEGS:

U Legs - Silver, White, or Black

		LIST
PLTLEGU24NB	24"W x 28.5"H	\$207.00 ea.
PLTLEGU30NB	30"W x 28.5"H	\$223.00 ea.
PLTLEGU36NB	36"W x 28.5"H	\$346.00 ea.
PLTLEGUHALF	Half Support Leg	\$176.00 ea.
PLTLEGU48	48"W x 28.5"H	\$361.00 ea.
PLTLEGU60	60"W x 28.5"H	\$341.00 ea.
*PLTLEGFMEPP24	Cover for U-leg	Call for Pricing
*PLTLEGFMEPP30	Cover for U-leg	Call for Pricing
*PLTLEGFMEPP48	Cover for U-leg	Call for Pricing
*PLTLEGFMEPP60	Cover for U-leg	Call for Pricing



*Special order 2-4 weeks

Desk Risers - Silver, White, or Black

		LIST
PLTLP24DR	For 24"D Desk Top	\$127.00 ea.
PLTLP30DR	For 30"D Desk Top	\$150.00 ea.
PLTLP2430	Lower riser for use w/ PLTSMRLEGS	\$129.00 ea.



Tall U-Legs

		LIST
PLTLEGU24NB41	24"W x 41"H	\$235.00 ea.
PLTLEGU30NB41	30"W x 41"H	\$249.00 ea.
PLTLEGU48NB41	48"W x 41"H	\$361.00 ea.
PLTSMRLEGS	Short Legs	\$109.00 ea.
PLTLEGU4860ILCMB	Benching Inset Leg	\$525.00 ea.
PLTLEGU4860ILCMB41	Benching Inset Leg 41"H	\$622.00 ea.
PLTLEGUHALF41	Half support leg	\$179.00 ea.



ACCESSORIES:

Storage Accessories 16"W x 22"

		LIST
PL1053	Open Bookcase 21"H	\$332.00
PL1052	Single Door Cabinet 21"H	\$416.00
PL1066	Open Front Bookcase 11.5"H	\$253.00



Wire Management

		LIST
CMS04	Wire Manager Snake; Available in Black and Silver	\$83.00
CMS05	Expandable Wire Manager Snake	\$89.00
PLTWTS18BLK	18" Single Cord Management Tray	\$62.00
PLTWTD18BLK	Open Front Bookcase 11.5"H	\$94.00
PLTWTS24BLK	24" Single Cord Management Tray	\$79.00
PLTWTD24BLK	24" Double Cord Management Tray	\$109.00

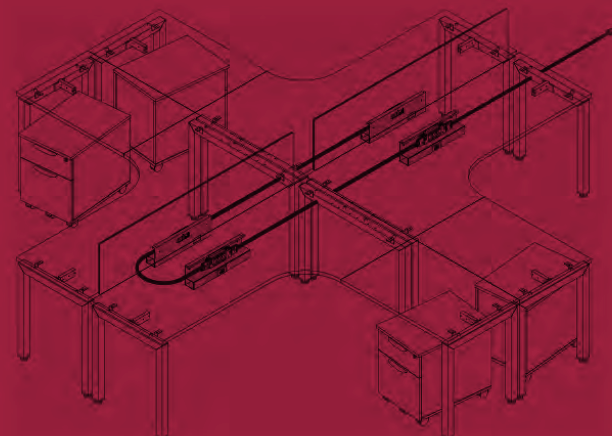


See page 172 for complete details and more options

ELEMENTS SERIES POWER

Performance Furnishings has partnered with ECA to offer full power integration to all Performance desk series.

See page 172





Elements Options

The following configurations help provide a list of components required to ensure proper structure to your workstation. Choice of leg options are available with each workstation example. Please contact your sales representative for assistance in adjusting any of these examples to fit your individual needs.

24" x 72" U-Leg Workstation:
 PLT2472, PLTLEGU24NB(2), PLTCBBSINGLE(2), PLTMDB72



72" x 102" U-Group Workstation:
 PLT3072, PLTLEGU30NB(2), PLTMDB72(2), PLT2472, PLTLEGU24NB(2), PLT2448, PLTUSUPPORT, PLTCBBSINGLE(4)



72" x 90" U-Leg Workstation with Extended Return:
 PLT3072, PLTLEGU30NB(2), PLTMDB72, PLT3060, PLTLEGUHALF, PLTMDB60, PLTCBBSINGLE(3)



V-Leg Description:
 PLT3072(2), PLTMDB60(2), PLTLEGV4860(2)



72" x 72" U-Leg Workstation with Return:
 PLT3072, PLTLEGU30NB(2), PLTCBBSINGLE(3), PLTMDB72, PLT2442, PLTLEGU24NB, PLTRETSSUPPORT



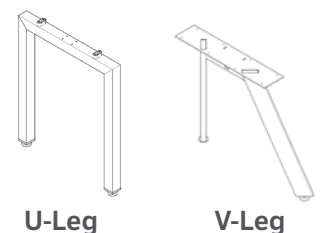
V-Leg Description:
 PL1012, PL1013, PL110, PLT3072, PLTLP30DR, PLTMDB66, PLTLEGV2430



Available Elements Finishes: **Not all finishes are available on each item, call for details.*




LEG OPTIONS:






Strong Steel Frame



Leveling glides compensate
for uneven flooring



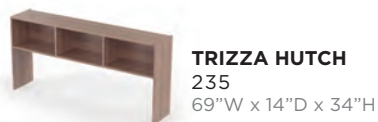
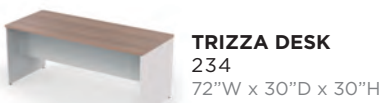
Durable Scratch resistant surface




Easy Assembly




TRIZZA COLLECTION




CURVED RECEPTION




RECEPTION STATION - SINGLE PANEL UNIT
ZU290
72"W x 32"D x 46"H
Top Counter: 13"D
Interior Desk: 20"D



ADDITIONAL STATION - SINGLE PANEL UNIT
ZU295
67"W x 32"D x 46"H
Top Counter: 13"D
Interior Desk: 20"D



POLYCARBONATE RECEPTION STATION - SINGLE PANEL UNIT
ZU310
72"W x 32"D x 46"H
Top Counter: 13"D
Interior Desk: 20"D



POLYCARBONATE ADDITIONAL STATION - SINGLE PANEL UNIT
ZU315
67"W x 32"D x 46"H
Top Counter: 13"D
Interior Desk: 20"D



ADA RECEPTION STATION FRAME
ZU490
63"W x 26"D x 33"H

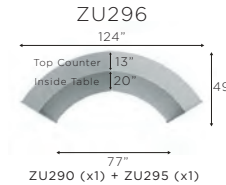


Give a welcoming impression to your visitors and colleagues, by adding this stylish and sophisticated reception desk design

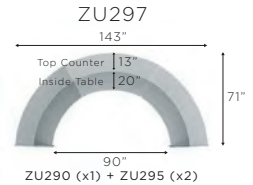


Installation process

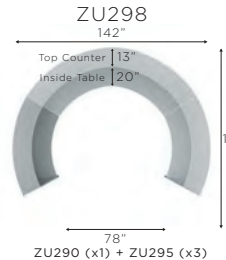
2 UNIT RECEPTION



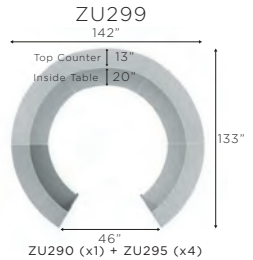
3 UNIT RECEPTION



4 UNIT RECEPTION



5 UNIT RECEPTION



STRAIGHT RECEPTION - SINGLE PANEL UNIT
ZU292
48"W x 27"D x 46"H



STRAIGHT RECEPTION W/POLYCARBONATE - SINGLE PANEL UNIT
ZU312
48"W x 27"D x 46"H




CORNER RECEPTION W/POLYCARBONATE - SINGLE PANEL UNIT
ZU293
48"W x 27"D x 46"H

FINISH/FRAME AVAILABLE:

Cherry Top with Silver Metal	Mocha Top with Silver Metal	Ash Top with Silver Metal
Walnut Top with Silver Metal	Maple Top with Silver Metal	White Top with Silver Metal

New Assembly System





Massima incorporates modern solutions through versatility and style.

This unique collection will revolutionize your business environment with clean lines, modern elegance, and the utmost in functionality.



Laminate and steel colors:
1. Cherry / Gray
2. Honey / Gray
3. Ash / Gray



Installation process



MASSIMA DESK
M103HG
48"W x 24"D x 30"H
M153HG
60"W x 24"D x 30"H
M173HG
72"W x 24"D x 30"H



MASSIMA L-DESK
M120HG
55"W x 72"D x 30"H



UTILITY TABLE
M647HG
48"W x 24"D x 30"H
M659HG
60"W x 24"D x 30"H
M671HG
72"W x 24"D x 30"H



CONFERENCE TABLE
M118
60"W x 40"D x 30"H



ROUND CONFERENCE TABLE
M719HG
43"W x 43"D x 30"H



MOBILE PEDESTAL FILE
M310
17"W x 20"D x 23"H
*Steel body & drawers



MOBILE PEDESTAL FILE
M106
17"W x 20"D x 24"H



BASIC CREDENZA
M410HG
48"W x 16"D x 28"H



RECEPTION DESK
M223
64"W x 27"D x 45"H



3-SHELF BOOKCASE
M181HG
34"W x 12"D x 40"H

QUADRA COLLECTION



SQUARE TABLE
666
32"W x 32"D x 16"H



SQUARE TABLE
667
16"W x 16"D x 16"H

Laminate colors:
Natural Walnut / Ash / Cherry /
White / Maple / Mocha
Steel colors: Silver



STÄRK COLLECTION




STARK DESK
794
48"W x 24"D x 30"H



STARK DESK
795
72"W x 30"D x 30"H

Laminate colors:
Natural Walnut / ASH / Cherry
Steel colors:
Black / White / Gray / Silver



CHAIRS



PORTO CHAIR
N431N



SAN REMO CHAIR
N251



VIENNA CHAIR
N423N



BRUNI CHAIR
669

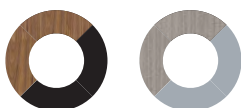




Installation process

Aesthetically pleasing and functionally practical, your office space will be met with proficiency, comfort and style.

Allow your business to stand out with our stylish Urban Collection. Enjoy the simple sophistication and superiorly robust design.



Laminate and steel colors:

- 1. Natural Walnut / Black
- 2. Ash / Gray



URBAN L-DESK
602
60"W x 60"D x 30"H



URBAN DESK
601
60"W x 24"D x 30"H



CREDENZA
605
30"W x 15"D x 24"H
606
36"W x 15"D x 24"H



CREDENZA W/DRAWER
603
30"W x 15"D x 24"H
604
36"W x 15"D x 24"H



MOBILE PEDESTAL FILE
610
16"W x 15"D x 24"H



URBAN HUTCH
609
60"W x 14"D x 43"H
608
36"W x 14"D x 34"H
607
30"W x 14"D x 34"H



PANELS + BORDERS

Desk Mounted Panels

EFFECTIVE TIME MANAGEMENT often requires a delicate balance between privacy and interaction with colleagues..

Borders can be retrofitted to most Performance laminate work stations in a manner that allows you to define your workspace the way you want. Whether you choose 24" or 36" high panels for complete privacy, 12" panels for moderate privacy or transaction tops for reception areas Borders has a solution that will work for you and your colleagues. Contact a sales representative for further information.

BORDERS+ FEATURES:

- Modular panel system that can be retrofitted to most Performance laminate workstations
- Available in frosted acrylic or fabric panels
- Ideal for creating partitions between colleagues and reception station
- Economical, versatile and stylish

Available Borders Plus Panel Material:



Whiteboard Panel



*Whiteboard/Visconti Panel



Acrylic



**Visconti Fabric



Dark Grey Fabric



▲ Quad Workstation

PL182L(2), PL182R(2),
PL192(4), PL166(4),
PB21236GRYSIL(8),
PB21236MWB(4), PBP12(8),
PBP24 (8)
List \$9,752

Excluding Seating and Accessories

▶ “L” Workstation with Transaction Counter

PL182L/R, PL192, PL166,
PBP12(3), PB21271ACRSIL(2),
PBTC71R, PBTC71L
List \$2,795

Excluding Seating and Accessories

Keyboard EZ0036 **List \$149**

▲ Double Workstation

PL182L/R(2), PL192(2), PL166(2), PB21236GRYSIL(6),
PBP12(6), PB21236MWB(3), PBP24(5)
List \$5,756

Excluding Seating and Accessories




FINISHES:

Available Finishes



Available Panel Frame & Post Finishes



Available Magnetic Whiteboard Panel Finishes:



*Whiteboard Panel

*Whiteboard on both sides

**Whiteboard/Visconti

**Whiteboard on one side, Visconti on the other side



▲ **“L” Workstation with Transaction Counter**

PL182R, PL192, PL166, PL175, PBTC71L, PBTC36R, PBTR36, PB21271ACRSIL, PB21236ACRSIL(2), PBP12 (5)
List \$3,694

Overall Dimensions
71"W x 71"D

Magnetic Whiteboard Panels

MODEL #	DESCRIPTION	DIMENSIONS	LIST
PB21230MWB	Magnetic Whiteboard both sides BLK or Silver SIL Frame	30"W	\$169.00
PB21236MWB	Magnetic Whiteboard both sides BLK or Silver SIL Frame	36"W	\$180.00
PB21230VISC311/ MWB	Magnetic Whiteboard & Visconti BLK or Silver SIL Frame	30"W	\$179.00
PB21236VISC311/MWB	Magnetic Whiteboard & Visconti BLK or Silver SIL Frame	36"W	\$180.00

▶ **Quad Workstation**

PL182L(2), PL182(R), PL192(4), PL166(4), PB21236VISC311(8), PB21236MWB(4), PBP12(8), PBP24(8), EZO036(4)
List \$10,272

Excludes Accessories

Overall Dimensions
142"W x 142"D



Available Laminate Finishes:

*Maple is available by Special Order, Call for details.



◀ **Double Workstation**

PL182L, PL182R, PL192(2), PL166(2), PL160(2), PBTR36, PB21236ACRSIL(6), PB21236VISC311SIL(9), PBP12(2), PBP24, PBP36(8)
List \$8,990

Overall Dimensions
142"W x 95"D

DESK MOUNTED PANELS:

Acrylic Panels with Black Frame

		LIST
PB21224ACRBLK	24"W x 12"H w/Filler Panel	\$99
PB21230ACRBLK	30"W x 12"H w/Filler Panel	\$125
PB21236ACRBLK	36"W x 12"H w/Filler Panel	\$155
PB21242ACRBLK	42"W x 12"H w/Filler Panel	\$179
PB21248ACRBLK	48"W x 12"H w/Filler Panel	\$209
PB21260ACRBLK	60"W x 12"H w/Filler Panel	\$249
PB21266ACRBLK	66"W x 12"H w/Filler Panel	\$269
PB21271ACRBLK	71"W x 12"H w/Filler Panel	\$289

Acrylic Panels with Silver Frame

		LIST
PB21224ACRSIL	24"W x 12"H w/Filler Panel	\$99
PB21230ACRSIL	30"W x 12"H w/Filler Panel	\$125
PB21236ACRSIL	36"W x 12"H w/Filler Panel	\$155
PB21242ACRSIL	42"W x 12"H w/Filler Panel	\$179
PB21248ACRSIL	48"W x 12"H w/Filler Panel	\$209
PB21260ACRSIL	60"W x 12"H w/Filler Panel	\$249
PB21266ACRSIL	66"W x 12"H w/Filler Panel	\$269
PB21271ACRSIL	71"W x 12"H w/Filler Panel	\$289

Visconti Fabric Panels with Black Frame

		LIST
PB21224VISC311BLK	24"W x 12"H w/Filler Panel	\$95
PB21230VISC311BLK	30"W x 12"H w/Filler Panel	\$115
PB21236VISC311BLK	36"W x 12"H w/Filler Panel	\$135
PB21242VISC311BLK	42"W x 12"H w/Filler Panel	\$159
PB21248VISC311BLK	48"W x 12"H w/Filler Panel	\$189
PB21260VISC311BLK	60"W x 12"H w/Filler Panel	\$229
PB21266VISC311BLK	66"W x 12"H w/Filler Panel	\$249
PB21271VISC311BLK	71"W x 12"H w/Filler Panel	\$269

Visconti Fabric Panels with Silver Frame

		LIST
PB21224VISC311SIL	24"W x 12"H w/Filler Panel	\$95
PB21230VISC311SIL	30"W x 12"H w/Filler Panel	\$115
PB21236VISC311SIL	36"W x 12"H w/Filler Panel	\$135
PB21242VISC311SIL	42"W x 12"H w/Filler Panel	\$159
PB21248VISC311SIL	48"W x 12"H w/Filler Panel	\$189
PB21260VISC311SIL	60"W x 12"H w/Filler Panel	\$229
PB21266VISC311SIL	66"W x 12"H w/Filler Panel	\$249
PB21271VISC311SIL	71"W x 12"H w/Filler Panel	\$269

Dark Grey Panels Panels with Black Frame

		LIST
PB21224GRYBLK	24"W x 12"H w/Filler Panel	\$95
PB21230GRYBLK	30"W x 12"H w/Filler Panel	\$115
PB21236GRYBLK	36"W x 12"H w/Filler Panel	\$135
PB21242GRYBLK	42"W x 12"H w/Filler Panel	\$159
PB21248GRYBLK	48"W x 12"H w/Filler Panel	\$189
PB21260GRYBLK	60"W x 12"H w/Filler Panel	\$229
PB21266GRYBLK	66"W x 12"H w/Filler Panel	\$249
PB21271GRYBLK	71"W x 12"H w/Filler Panel	\$269



Double Workstation

PL182L, PL182R, PB21236ACRSIL(3), PB21236VISC311SIL(6), PL192(2), PL166(2), PBP12(6), PBP24(5)
List \$5,681

Excludes accessories



Quad Workstation

PL182L/R(4), PL192(4), PL166(4), PBP12(8), PBP24(8), PB21236ACRSIL(12)
List \$9,812

Excludes accessories

Dark Grey Panels with Silver Frame

		LIST
PB21224GRYSIL	24"W x 12"H w/Filler Panel	\$95
PB21230GRYSIL	30"W x 12"H w/Filler Panel	\$115
PB21236GRYSIL	36"W x 12"H w/Filler Panel	\$135
PB21242GRYSIL	42"W x 12"H w/Filler Panel	\$159
PB21248GRYSIL	48"W x 12"H w/Filler Panel	\$189
PB21260GRYSIL	60"W x 12"H w/Filler Panel	\$229
PB21266GRYSIL	66"W x 12"H w/Filler Panel	\$249
PB21271GRYSIL	71"W x 12"H w/Filler Panel	\$269

Divider Posts Stocked in Black and Silver

			LIST
PBP12	Support Post	12"H	\$121
PBP24	Support Post	24"H	\$188
PBP36	Support Post	36"H	\$311

Straight Transaction Tops

		LIST
PBTR24	12" X 24"	\$142
PBTR30	12" X 30"	\$142
PBTR36	12" X 36"	\$177
PBTR42	12" X 42"	\$177
PBTR48	12" X 48"	\$188
PBTR60	12" X 60"	\$210
PBTR66	12" X 66"	\$220
PBTR71	12" X 71"	\$231

Corner Transaction Tops (Specify L or R)

		LIST
*PBTC24L/R	12" x 24"	\$136
*PBTC30L/R	12" x 30"	\$156
*PBTC36L/R	12" x 36"	\$188
*PBTC42L/R	12" x 42"	\$208
*PBTC66L/R	12" x 66"	\$231
*PBTC71L/R	12" x 71"	\$242

*Sold individually - 2 tops needed to complete corner



"U" Workstation

PL163(2), PL145(2), PL195, PL166, PL112, PB21236ACRSIL(4), PB21224ACRSIL, PB21248ACRSIL(2), PBTR36, PBTR48, PBP12(12)
List \$6,515

Excluding Seating and Accessories



Our Privacy Screens/Modesty Panels can be mounted above or below most worksurfaces with our designer mounting brackets.

Acrylic and fabric options to suit the modern environment.

See pages 20-23 for the complete list of PL components and page 50-51 for the complete list of Elements components.

Fabric Privacy Dividers

		LIST
PLTFP1524	24"W X 15"H	\$125
PLTFP1530	30"W X 15"H	\$125
PLTFP1536	36"W X 15"H	\$136
PLTFP1542	42"W X 15"H	\$149
PLTFP1548	48"W X 15"H	\$177
PLTFP1554	54"W X 15"H	\$198

Can be mounted above or below worksurface. Available in Celestial Blue, Lime Green, Red, Visconti and Gray.

Acrylic Privacy Dividers


		LIST
PLTAP1524S	24"W X 15"H	\$169
PLTAP1530S	30"W X 15"H	\$175
PLTAP1536S	36"W X 15"H	\$185
PLTAP1542S	42"W X 15"H	\$205
PLTAP1548S	48"W X 15"H	\$225
PLTAP1554S	54"W X 15"H	\$245
PLTAP1566S	66"W X 15"H	\$255

Can be mounted above or below worksurface.

Color Options:



Top Mount in your choice of Acrylic or Fabric



Under Mount in your choice of Acrylic or Fabric



Panel Mounting Brackets

		LIST
A. PLTSDTMSI	Universal Desk Mount Screen Bracket Can be mounted in any position, above or below worksurface	\$59
B. PLTSBUDMSGSLI	Edge Mount Screen Bracket Can be used above or below worksurface	\$69
C. PLTSBUDMDUALSI	Dual Desk Mount Screen Bracket To be used for a single privacy panel between two shared worksurfaces	\$89

Sold and Priced in Pairs. Available in Black and Silver.



▶ **PL Workstations**

PL183(7), PL109(7), PL166(4),
PLTLEGU24NB(4), PLTCBBSINGLE(4),
PLT2472(4), PLTRETSSUPPORT(4),
SP4224(4), SP4236(5), SP3-42(2),
SPCAP42(4)

List \$22,925


Create Your Spaces with this high quality and affordable Panel System. *Improve privacy and productivity while creating the flexible, professional and open space you're after. The PL laminate and Elements components can be used in conjunction with these panels to create functional, private workstations.*



See pages 20-23 for the complete list of PL components and page 50-51 for the complete list of Elements components.



Single Panel

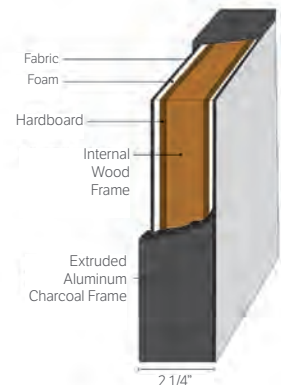


▲ **Double Workstation**

PL1013(6), PL109(2), PL110(2), PLT2460(2), PLT2472(2), PLTLP24DR(4),
PLTLEGU24NB(4), PLTCBBSINGLE(4), PLTMDB60(2), PLTMDB72(2), PL166(2),
PL1053(2), SP6660(2) SP6636(2), SP6648(2), SP6624(4), SP4236(2), SP2-66(2),
SPCAP66(2), SPCAP42, SP3-66, SPPG24

List \$13,431

Overall Dimensions
216"W x 84" D x 66"H





SPACEMAX IS AN AFFORDABLE heavy duty commercial grade panel system to be used as room dividers or in desk wrap applications. Easy to install, easy to reconfigure and a stylish contemporary design make SpaceMax a welcome addition to any office environment.

Features

- 2 1/4" thick Aluminum frame construction provides outstanding strength and durability
- Installation and reconfigurations are quick and easy with SpaceMax's EZLOCK connection system
- Stylish contemporary design
- Stocked in upgraded designer fabric



SpaceMax's 2 1/4" Aluminum frame provides outstanding strength and durability.



Installation and reconfigurations are easy with SpaceMax's EZLOCK connection system.



Featuring a stylish contemporary trim, SpaceMax is a welcome addition to any office environment.



Upholstered Panels

MODEL #	DESCRIPTION	LIST
SP6624	24"W x 66"H	\$325
SP6630	30"W x 66"H	\$365
SP6636	36"W x 66"H	\$405
SP6642	42"W x 66"H	\$445
SP6648	48"W x 66"H	\$489
SP6660	60"W x 66"H	\$569
SP6666	66"W x 66"H	\$609
SP6672	72"W x 66"H	\$669
SP4224	24"W x 42"H	\$249
SP4230	30"W x 42"H	\$279
SP4236	36"W x 42"H	\$319

Glazed VIEW-through Panels

MODEL #	DESCRIPTION	LIST
SPG6624	24"W x 66"H	\$389
SPG6630	30"W x 66"H	\$429
SPG6636	36"W x 66"H	\$489

Accessories

MODEL #	DESCRIPTION	LIST
SP2-42	2 Way Corner Connector 42"	\$65
SP2-66	2 Way Corner Connector 66"	\$95
SP3-42	3 Way T Connector 42"	\$79
SP3-66	3 Way T Connector 66"	\$125
SP4-42	4 Way + Connector 42"	\$79
SP4-66	4 Way + Connector 66"	\$125
SPCAP-24	End Cap for Panel	\$19
SPCAP-42	End Cap for Panel	\$25
SPCAP-66	End Cap for Panel	\$35
SPBASE	Support Foot (Sold Individ.)	\$55
SPWM-42	Wall Mount Kit	\$59
SPWM-66	Wall Mount Kit	\$89
STB	Panel Top Tie Bracket	\$9
SPPG24	24" Filler	\$15



QUATTRA DESK
ZU776
48"W x 24"D x 30"H



QUATTRA L-DESK
ZU775
55"W x 55"D x 30"H



MOBILE PEDESTAL FILE
ZU106
17"W x 20"D x 24"H



CREDENZA
ZU135
55"W x 21"D x 30"H

Laminate colors:
White / Mocha / Walnut / Cherry /
Maple / ASH
Steel colors:
Black / White / Gray / Silver



PRIVACY PANEL
M797
48"W x 16"H

BENCHING QUATTRA



6X -QUATTRA DESK ZU776
6X -MOBILE PEDESTAL FILE ZU643
1X -CREDENZA ZU135
3X -PRIVACY PANEL M797
6X -PORTO CHAIR N431



4X -QUATTRA DESK ZU776
4X -MOBILE PEDESTAL FILE ZU643
4X -PORTO CHAIR N431



2X -QUATTRA L-DESK ZU775
2X -MOBILE PEDESTAL FILE ZU106
2X -SAN REMO CHAIR N251



2X -QUATTRA DESK ZU776
4X -QUATTRA L-DESK ZU775
4X -MOBILE PEDESTAL FILE ZU106
3X -PRIVACY PANEL M797
4X -SAN REMO CHAIR N251





FLOOR PANEL

Mod. 4724 47" x 24"
Mod. 4736 47" x 36"
Mod. 4748 47" x 48"
Mod. 4760 47" x 60"

Mod. 6325 63" x 25"
Mod. 6336 63" x 36"
Mod. 6348 63" x 48"
Mod. 6360 63" x 60"

POLYCARBONATE FLOOR PANEL



Mod. P4724 47" x 24"
Mod. P4736 47" x 36"
Mod. P4748 47" x 48"
Mod. P4760 47" x 60"

Mod. P6324 63" x 24"
Mod. P6336 63" x 36"
Mod. P6348 63" x 48"
Mod. P6360 63" x 60"

POLYCARBONATE CURVE PANEL

Mod. PG63 63" x 36"
Mod. PG47 47" x 36"

Available structure colors



a) Simple Finish Post:
Mod. 298 (47")
Mod. 297 (63")

b) Wall Post Connector:
Mod. 329 (47")
Mod. 327 (63")

Top with elbow:
Mod. 330 (47")
Mod. 328 (63")



c) Post Connector:
Mod. 389 (47")
Mod. 399 (63")

Top with elbow:
Mod. 389CC (47")
Mod. 399CC (63")

d) Finish Wall Post:
Mod. 278 (47")
Mod. 272 (63") (sold in pairs)

e) Finish Post with Casters:
Mod. 388 (63") (sold in pairs)

f) Corner Post Connector:
Mod. 279 (47")
Mod. 273 (63")



g) Finish Post between 63" and 47" Panels:
Mod. 296 (63" to 47")

h) Panel with White Board* (optional)
*Consult with a Sales Advisor.

Keep you focus with this clean design panels, created to give a sense of breath and privacy in your working space

FLOOR PANEL



POLYCARBONATE FLOOR PANEL



WORKSTATIONS WITH PRIVATT PANEL SYSTEMS



2X -L-DESK ZU120
2X -DESK ZU139
2X -PANEL 63"
4X -HANGING HUTCH ZU175
4X -MOBILE PEDESTAL FILE ZU106
4X -NOVARA CHAIR S428



4X -WORKSTATION 55196
12X -POLYCARBONATE PANEL 47"
4X -VIENNA CHAIR N423N



4X -DESK 55218
8X -POLYCARBONATE PANEL 47"
4X -MOBILE PEDESTAL FILE ZU106
4X -SAN REMO N251



4X -WORKSTATION 55196
12X -PANEL 63"
4X -HANGING HUTCH ZU175
4X -VIENNA CHAIR N423N



4X -WORKSTATION 55103
9X -PANEL 63"
4X -HANGING HUTCH ZU175
4X -PORTO CHAIR N431



WORKSTATION
ZU177
72"W x 72"D x 30"H



WORKSTATION
ZU196
60"W x 60"D x 30"H



HANGING HUTCH
ZU175
46"W x 14"D x 15"H



MOBILE PEDESTAL FILE
ZU106
17"W x 20"D x 24"H




Assembly and wiring

Screenflex Room Dividers

Screenflex Room Dividers are sound absorbing panels with full length hinges. The dividers are tack-able panels and include self leveling casters and a stable wide steel frame. Designer fabrics are treated with Scotchgard™. Ships fully assembled.



Length	Height					
	4'	5'	6'	6'-8"	7'-4"	8'
5'-9" (3 panel divider)	CFSL403 72 lbs. \$1,094	CFSL503 79 lbs. \$1,182	CFSL603 86 lbs. \$1,292	CFSL683 90 lbs. \$1,435	CFSL743 90 lbs. \$1,602	CFSL803 104 lbs. \$1,777
9'-5" (5 panel divider)	CFSL405 87 lbs. \$1,403	CFSL505 97 lbs. \$1,513	CFSL605 107 lbs. \$1,657	CFSL685 111 lbs. \$1,811	CFSL745 121 lbs. \$1,999	CFSL805 128 lbs. \$2,209
13'-1" (7 panel divider)	CFSL407 102 lbs. \$1,712	CFSL507 115 lbs. \$1,844	CFSL607 128 lbs. \$2,010	CFSL687 132 lbs. \$2,198	CFSL747 143 lbs. \$2,407	CFSL807 152 lbs. \$2,639
16'-9" (9 panel divider)	CFSL409 117 lbs. \$2,021	CFSL509 133 lbs. \$2,176	CFSL609 149 lbs. \$2,363	CFSL689 153 lbs. \$2,573	CFSL749 165 lbs. \$2,804	CFSL809 176 lbs. \$3,058
20'-5" (11 panel divider)	CFSL4011 132 lbs. \$2,329	CFSL5011 151 lbs. \$2,529	CFSL6011 170 lbs. \$2,727	CFSL6811 174 lbs. \$2,958	CFSL7411 187 lbs. \$3,212	CFSL8011 200 lbs. \$3,489
24'-1" (13 panel divider)	CFSL4013 147 lbs. \$2,639	CFSL5013 169 lbs. \$2,848	CFSL6013 191 lbs. \$3,081	CFSL6813 195 lbs. \$3,335	CFSL7413 209 lbs. \$3,610	CFSL8013 224 lbs. \$3,908



Light Duty Room Dividers

Screenflex quality in an economical divider. Recommended for light usage scenarios. 1 height, 2 lengths.

MODEL #	DESCRIPTION	DIMENSION	LIST
BFSL683	3 Panel—60lbs.	9'-5"L x 6'-5"H	\$719.00
BFSL685	5 Panel—75lbs.	9'-5"L x 6'-5"H	\$951.00



Display Towers

Display art or any project with three or six winged display towers. Two heights, 23 colors to choose from.

MODEL #	DESCRIPTION	DIMENSION	LIST
CDS603	3 Panel—35lbs.	5'-9"H	\$771.00
CDS683	3 Panel—40lbs.	6'-5"H	\$871.00
CDS606	6 Panel—60lbs.	5'-9"H	\$1,331.00
CDS686	6 Panel—65lbs.	6'-5"H	\$1,501.00



Clear Dividers

The perfect choice where "Division with Vision" is desired! made with 3/16" acrylic panels.

MODEL #	DESCRIPTION	DIMENSION	LIST
CRD1	1 Panel—55lbs.	3'-4"L x 6'-2"H	\$1,030.00
CRD3	3 Panel—120lbs.	10'-0"L x 6'-2"H	\$2,883.00



ELEMENTS

Electrical Height Adjustable Tables

The human body is designed for standing, not sitting. That's why sitting for prolonged periods of time can cause many problems. Muscle strain, neck and back stiffness, and lack of circulation can result in loss of productivity. Performance Electrical Height Adjustable Tables can help promote a healthier and more efficient workplace.

FEATURES:

Available Standard Top Finishes:

**Honey only available for 2448, 2460, and 2472.*

Newport
Gray

Espresso

Cherry

Mahogany

Modern
Walnut

White*

Honey

Maple**

Available Base Finishes:

Black

Sliver



GOOD:
Hand Crank Height Adjustable Base



BETTER (2-STAGE):
Electric Height Adjustable Base



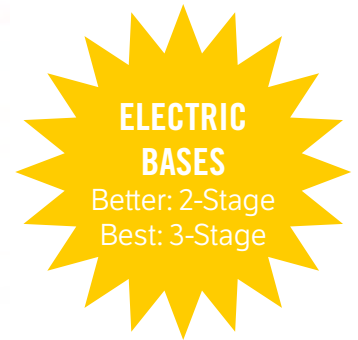
BEST (3-STAGE):
Electric Height Adjustable Base

Model No. PLTEAB4872MEDNF, PLTBUDFEET24, or PLTBUDFEET30



BEST (3-STAGE):
L-Shaped Electric Height Adjustable Base

Model No. PLTECAB6078MEDWF



ELECTRIC BASES

Better: 2-Stage
Best: 3-Stage

TABLES	HEIGHT RANGE	WEIGHT RANGE	COLORS	ADDITIONAL FEATURES
GOOD: Hand Crank Height Adjustable Base	27.25" to 43.75"	130 lbs. (moving)	Stocked in Black and Silver	2 stage legs; adjustable guides,
BETTER (2-Stage): Electric Height Adjustable Base	27.75" to 47.5"	250 lbs.	Stocked in Black and Silver	2 stage legs; adjustable guides,
BEST (3-Stage): Electric Height Adjustable Base	24.5" to 50"	175 lbs.	Stocked in Black and Silver	accommodates 48" wide tops
BEST (3-Stage): L-Shaped Electric Height Adjustable Base	25" to 50.5"	265 lbs.	Stocked in Black and Silver	Basic remote; 2 stage legs;



Choose Your Table Base:

All stocked in Black and Silver

GOOD

Hand Crank Height Adjustable Table Base LIST

- PLTCRK36NF **\$746**
Accommodates 60" to 72" wide tops
- PLTCRK60NF **\$788**

Feet Options

- PLTABFEET24 **\$116**
For use with 24" depth tops.
- PLTABFEET30 **\$126**
For use with 30" depth tops.

BEST (3-STAGE)

Electric Height Adjustable Table Base LIST

- PLTEAB4872MEDNF **\$1,599**

Feet options:

- PLTBUDFEET24 **\$116**
For use with 24" depth tops.
- PLTBUDFEET30 **\$126**
For use with 30" depth tops.

BEST (3-STAGE)

L-Shaped Electric Height Adjustable Table Base LIST

- PLTECAB6078MEDWF **\$2,499**

BETTER (2-STAGE)

Electric Height Adjustable Table Base LIST

- PLTEAB4872BUDNF **\$1,303**

Feet options:

- PLTBUDFEET24 **\$116**
For use with 24" depth tops.
- PLTBUDFEET30 **\$126**
For use with 30" depth tops.
Stocked in Black and Silver.



▲ **Optional Programmable Remote**
PLTDEPREMOTE
List \$104

For Better Electric Height Adjustable Table





Choose Your Table Top:

Standard Laminate Tops

LIST

PLT2448	24" x 48"	\$209.00
PLT2460	24" x 60"	\$241.00
PLT2466	24" x 66"	\$262.00
PLT2472	24" x 72"	\$272.00
PLT3048	30" x 48"	\$230.00
PLT3060	30" x 60"	\$283.00
PLT3066	30" x 66"	\$293.00
PLT3072	30" x 72"	\$304.00



Available Standard Top Finishes:

*Honey only available for 2448, 2460, and 2472.



OPTIONAL ACCESSORIES:



▲ Cord Management Under Table Wire Racks

PLTLPWM
List \$30



▲ Expandable Wire Management Snake

CMSO5
List \$89



**Executive Laminate
Height Adjustable Desk**


PLT3072, PLTHATEP30,
PLTHATEP72,
PLTEAB4872MED,
PL112, PL113, PL1044OH,
PLTHS27, PL44SGD,
PLTAP1554S, PLTSDTMI
List \$4,117

Introducing the Executive Laminate Height Adjustable Desk.

Get the executive desk look with today's ergonomic benefits. Performance Electrical Height Adjustable Tables can help promote a healthier and more efficient workplace.

Features:

- 3 mil PVC Tough Edge on all exposed edges
- Coordinating or contrasting top and desk base finishes
- Cord management



A. 30" x 72" Worksurface

PLT3072
List \$242

Available in Espresso, Modern Walnut, Cherry, White, Maple & Newport Gray.

B. Deluxe Electric Height Adjustable Desk Base

**PLTHATEP30,
LTHATEP72,
PLTEAB4872MED,**
List \$2,298

Features 3 stage legs, 2 motors. Height range with top 30" to 51.5". Weight rating 300 lbs. Basic remote. Adjustable glides. Laminate base available in Espresso, Modern Walnut, Cherry, White, Maple & Newport Gray. Height adjustable legs available in Silver, Black & White.

Available Desk + Top Finishes:



Available Base Finishes:



Coordinates with all Classic & Elements Laminate casegoods see pages 3 - 56
Many other sizes, configurations and finishes are available. Contact your sales representative for details.



AVAILABLE FINISHES:

Available Top Finishes:

- Honey
- Cherry
- Newport Gray
- Maple
- Aspen
- Espresso
- Modern Walnut
- Mahogany
- White
- NEW**

Round Post Leg Finishes:

- Black
- Silver

U-Leg and Square Leg Finishes:

- Black
- White
- Silver

TABLES + PRESENTATION

Training Room Tables

Looking for an economical solution to address your boardroom, training and seminar needs?

Our training room tables are stocked in contemporary color laminates with 3mil Dura-Edge detailing. These tables not only provide flexibility and durability but will bring style and warmth to the workplace.

TABLES + PRESENTATION

Training Room Tables



Double Sided Training Tables

PLT2460(4),
PLTLEGU48NB(4),
PLTMDB60(4),
PLTCBBSINGLE(8)
List \$3,028

Excluding Seating
and Accessories



Training Tables

PLT2472(4),
PLTPOSTLEGBLK(8),
PLT72MS(4),
List \$3,048



Training Table Workstation

PLT2460(6),
PLTTLEG24BLK(12),
PLT60MS(6),
List \$4,704

Deskmount Power Module

PLTDTPM2U2EGWHT,
PLTDTPM2U2EGBLK
List \$309

A clean modern look to provide easy power access. Available in black and white. See page 173.

Budget Flip Top Tables are an affordable, highly modular system of freestanding tables which can be configured together to address all your meeting and training room needs. *Stocked in contemporary color laminates with 3-mil Dura-Edge detailing. The Flip Top nesting feature allows storage in much less space than normal tables. These tables provide flexibility and durability while bringing style and warmth to the workplace.*



▲ **Flip Top Table**

PLT2448, PBF48
List \$643 ea.


3 nested tables (shown above)



◀ **Training Table Workstation**

PLT2472(6), PBF72(6)
List \$4,716

Base Finishes:



Black



Silver



▲ **Flip Top Tables**

PLT2460(4), PBF60(4)
List \$2,904



Ideal for classroom, meeting and institutional applications, these heavy duty flip top tables provide flexibility and convenience at an outstanding price. *Featuring a quick response lever and locking casters these tables are designed so they may be nested together for easy storage. Tops are available in a variety of finishes; bases available in black and titanium.*

▼ **Flip Top Nesting Tables**

PLT2472(5), PTLF72(5)

List \$4,650

Excludes Seating and Accessories



▼ **Flip Top Nesting Table**

PTLF72, PTLFMOD72, PLT2472

List \$1,035




▼ **Flip Top Nesting Table**

PLT2460, PTLF60, PTLFMOD60

List \$964



Base Finishes:



Black



Titanium



▲ **Training Table Workstation**

PLT3060(6), PTLF60(6)

List \$5,568

Excludes Seating and Accessories

FLIP TOP NESTING TABLES:

Laminate Tops		LIST
PLT2448	48"W x 24"D	\$253.00
PLT2460	60"W x 24"D	\$284.00
PLT2466	66"W x 24"D	\$311.00
PLT2472	72"W x 24"D	\$311.00
PLT3048	48"W x 30"D	\$276.00
PLT3060	60"W x 30"D	\$343.00
PLT3066	66"W x 30"D	\$364.00
PLT3072	72"W x 30"D	\$364.00

Bases		LIST
PTLF48	for use with 48" top	\$569.00
PTLF60	for use with 60" top	\$585.00
PTLF72	for use with 72" top	\$619.00

Modesty Panels		LIST
PTLFMOD48	for 48" base	\$89.00
PTLFMOD60	for 60" base	\$95.00
PTLFMOD72	for 72" base	\$105.00



Laminate Tops



Flip Top Nesting Table without Modesty Panel



Flip Top Nesting Table



Budget Flip Top Nesting Table

BUDGET FLIP TOP NESTING TABLES:

Laminate Tops		LIST
PLT2448	48"W x 24"D	\$253.00
PLT2460	60"W x 24"D	\$284.00
PLT2472	72"W x 24"D	\$311.00

Bases		LIST
PBF48	for use with 48" top	\$390.00
PBF60	for use with 60" top	\$442.00
PBF72	for use with 72" top	\$475.00

HARDWARE

Ganging Hardware		LIST
PLTGC	Ganging Hardware Includes 1 bar and 2 thumb screws	\$31.00 ea.
PLTTS	Thumb Screws (Pack of 4)	\$15.00 per pack




FINISHES:

Available Top Finishes: *See page 86 for Tops. Not all top sizes are available in each color finish. Call for details.*



Base Finishes:





▲ **Cube Base Conference Table**

PL139T(3), PLCUBED20(3)

List \$3,045

Overall Dimensions
144"W x 48"D

▲ Seating:
44021ANSBLK, 21SEATGRY

Attractive and durable laminate surfaces with PVC DuraEdge detail make these conference tables perfect for any application.

Standard 29.5"H



◀ **Cube Base Conference Table**

PL139T, PLCUBED20

List \$1,015

Overall Dimensions
48"W x 48" D



◀ **Boat Shaped Laminate Conference Table with Cube Bases**

PL237CUBED

List \$2,014

Overall Dimensions
120"W x 33-48"D

TABLE FEATURES:

- Wood construction with laminate finish
- Basic concept at fantastic value
- Enduring quality and beauty

Available Finishes:

**Honey not stocked in all locations. Please call for availability.*





◀ **Boat Shape
Conference Table**

PL14B
List \$2,678

Overall Dimensions
168"W x 33-48" D

▼ **Boat Shape
Conference Table**

PL8B
List \$1,034

Overall Dimensions
95"W x 35-44" D




▲ **Oval Racetrack
Conference Table**

PL14OV
List \$2,678

Overall Dimensions
168"W x 48" D

All table tops come standard with grommet cut out and grommet cover.



Oval Racetrack Laminate Conference Tables with Slab Bases

LAMINATE CONFERENCE TABLES:

Oval Racetrack Laminate Conference Tables

		LIST
PL135	71"W x 35"D	\$601.00
PL8OV	95"W x 44"D	\$1,034.00
PL10OV	120"W x 48"D	\$1,615.00
PL12OV	144"W x 48"D	\$2,187.00
PL14OV	168"W x 48"D	\$2,678.00
PL16OV	192"W x 48"D	\$3,040.00
PL18OV	216"W x 48"D	\$3,531.00
PL20OV	240"W x 48"D	\$3,893.00

Available in Cherry, Espresso, Mahogany, Honey, Modern Walnut, White and Newport Gray.

Oval Racetrack Laminate Conference Tables with Elliptical Style Bases

		LIST
PL8OVE	95"W x 44"D	\$1,667.00
PL10OVE	120"W x 48"D	\$2,248.00
PL12OVE	144"W x 48"D	\$3,125.00
PL14OVE	168"W x 48"D	\$4,054.00
PL16OVE	192"W x 48"D	\$4,416.00
PL18OVE	216"W x 48"D	\$5,345.00
PL20OVE	240"W x 48"D	\$5,707.00

Available in Cherry, Espresso, Mahogany, Honey, Modern Walnut, White and Newport Gray.

Boat Shaped Laminate Conference Tables

		List
PL235	71"W x 35"D	\$601.00
PL8B	95"W x 35-44"D	\$1,034.00
PL10B	120"W x 33-48"D	\$1,615.00
PL12B	144"W x 33-48"D	\$2,187.00
PL14B	168"W x 33-48"D	\$2,678.00
PL16B	192"W x 33-48"D	\$3,040.00
PL18B	216"W x 33-48"D	\$3,531.00
PL20B	240"W x 33-48"D	\$3,893.00

Available in Cherry, Espresso, Mahogany, Honey, Modern Walnut, White and Newport Gray.



Boat Shaped Laminate Conference Tables with Elliptical Bases

Boat Shaped Laminate Conference Tables with Elliptical Style Bases

		LIST
PL8BE	95"W x 35-44"D	\$1,667.00
PL10BE	120"W x 33-48"D	\$2,248.00
PL12BE	144"W x 33-48"D	\$3,125.00
PL14BE	168"W x 33-48"D	\$4,054.00
PL16BE	192"W x 33-48"D	\$4,416.00
PL18BE	216"W x 33-48"D	\$5,345.00
PL20BE	240"W x 33-48"D	\$5,707.00

Available in Cherry, Espresso, Mahogany, Honey, Modern Walnut, White and Newport Gray.

Boat Shaped Laminate Conference Tables with Cube Bases

		LIST
PL236CUBED	95"W x 35-44"D	\$1,495.00
PL237CUBED	120"W x 33-48"D	\$2,014.00
PL238CUBED	144"W x 33-48"D	\$2,430.00
PL268BSCUBED	168"W x 33-48"D	\$3,029.00
PL292BSCUBED	192"W x 33-48"D	\$3,445.00
PL216BSCUBED	216"W x 33-48"D	\$4,044.00
PL240BSCUBED	240"W x 33-48"D	\$4,460.00

Square Laminate Conference Table with Cube Base

		LIST
PL139T/PLCUBED20	48"W x 48"D	\$1,015.00

Cube Bases with Doors

		LIST
PLCUBED20	28"W x 25"D x 28"H	\$447.00
PLCUBED2040	31"W x 25"D x 41"H	\$499.00

Presentation Cabinet

		LIST
PL100	48"W x 48"H	\$967.00

Available in Cherry, Espresso, Mahogany, Honey, Modern Walnut, and Newport Gray.

Buffet Credenza

		LIST
PL172	35.5"W x 22"D 38"H	\$1,195.00
PL110*	71"W x 22"D	\$243.00

*Creates a single surface for the tops of two 35.5"W cabinets



Square Laminate Conference Table with Cube Base



Palmer House Boat Shaped Conference Table

PL238THALF(2), PLTBTB32BRU(3)

List \$3,303

Overall Dimensions
144"W x 33-48" D

Attractive and durable laminate surfaces with PVC DuraEdge detail make these conference tables perfect for any application.

All table tops come standard with a grommet cut out and grommet cover.



PALMER HOUSE CONFERENCE TABLES
Boat Shaped Laminate Conference Tables with Palmer House Brush Steel Bases

		LIST
PL236T/ PLTBTB32BRU(2)	95"W X 33-44"D	\$1,779.00
PL237THALF(2)/ PLTBTB32BRU(3)	120"W X 33-48"D	\$2,887.00
PL238THALF(2)/ PLTBTB32BRU(3)	144"W X 33-48"D	\$3,303.00
PL237THALF(2)/ PL139T/ PLTBTB32BRU(3)	168"W X 33-48"D	\$3,455.00
PL238THALF(2)/ PL139T/ PLTBTB32BRU(4)	192"W X 33-48"D	\$4,460.00
PL237THALF(2)/ PL139T(2)/ PLTBTB32BRU(5)	216"W X 33-48"D	\$5,201.00
PL238THALF(2)/ PL139T(2)/ PLTBTB32BRU(5)	240"W X 33-48"D	\$5,617.00

Palmer House Brush Steel Base

		LIST
PLTBTB32BRU	29"H	\$589.00 ea.

TABLE FEATURES:

Available Finishes: **Honey not stocked in all locations. Please call for availability.*



TABLES + PRESENTATION | Gathering Tables

GATHERING TABLES

Laminate Tops

		LIST
PLT3048	30" X 48"	\$276.00
PLT3060	30" X 60"	\$343.00
PLT3066	30" X 66"	\$364.00
PLT3072	30" X 72"	\$364.00

Not available in the Honey finish.

Desk Beam Supports

		LIST
PLTMDB48	For 48" Desktop	\$72.00
PLTMDB54	For 54" Desktop	\$54.00
PLTMDB60	For 60" Desktop	\$83.00
PLTMDB66	For 66" Desktop	\$93.00
PLTMDB72	For 72" Desktop	\$104.00
PLTADJMDB4872	Adjustable main desk beam, Adjusts 48"-72"	\$128.00

Connector Beam Brackets

		LIST
PLTCBSINGLE	Required for each desk beam support and "U" Leg	\$40.00

Half Boat Shaped Table Tops

		LIST
PL237THALF	60"W x 33-48"D	\$560.00
PL238THALF	72"W x 33-48"D	\$768.00



Polished Steel Bases

	LIST
PLTRBBASE23BRU	\$316.00
PLTRBPOST41	\$138.00

Two bases needed for each Half Boat Shaped Table Top.

Square Laminate Table with Tall Cube Base

		LIST
PL139T	48"W x 48"D	\$568.00
PLCUBED2040	41"H	\$499.00





Elements Counter Height Tables boasts an attractive and durable laminate surface with PVC DuraEdge detailing that makes these team tables perfect for any application.

Mix and match the table finish with matching or contrasting table top and modesty panel to customize the look that is right for you! Greenguard Certified.

▲ **WORKSTATION SHOWN:**
 PLT3072(4), PLTMOD4172(4),
 PLTEP4130 (4)
List \$3,560
 White / Espresso Combination
 Excludes seating and accessories



▲ **Elements Counter Height Table**
PLT3066, PLTMOD4166, PLTEP4130
List \$878

White/Espresso Combination

Modesty Panels

MODEL #	DESCRIPTION	LIST
PLTMOD4160	60" Modesty Panel for 41"H Modesty Panel	\$198.00
PLTMOD4166	66" Modesty Panel for 41"H Modesty Panel	\$210.00
PLTMOD4172	72" Modesty Panel for 41"H Modesty Panel	\$222.00

Tops

MODEL #	DIMENSIONS	LIST
PLT3060	60"W x 30"D	\$343.00
PLT3066	66"W x 30"D	\$364.00
PLT3072	72"W x 30"D	\$364.00
PLT3672	72"W x 36"D	\$442.00

Tops available in **Aspen (new), Cherry, Espresso, Mahogany, Maple, Newport Grey, Walnut, White**

End Panels (Sold in Pairs)

MODEL #	DESCRIPTION	LIST
PLTEP4130	41" H End Panel for 30" D Tops (2 Pc/Set)	\$304.00
PLTEP4136	41" H End Panel for 36" D Tops (2 Pc/Set)	\$363.00

Available Elements Finishes for Modesty Panels & End Panels:





*Pictured with Half Boat Shaped Tops & "V" Legs.
Excludes Seating and Accessories*



POWER WALL STANDARD FEATURES:

- Built-in wire management
- Supports up to 50" TV
- Accommodates both 29" & 41" table heights
- Includes a completed back structure to allow for stand alone application (when mounted to a table top)



Power Wall Unit with Cabinet and Lectern

MODEL #	DESCRIPTION	DIMENSIONS	LIST
PL214	Power Panel	47.25"W x 2.75"D x 71.25"H	\$899.00
PL213	Power Cabinet	29.5"W x 8"D x 28.5"H	\$319.00
PL215	Power Riser	29.5"W x 8"D x 11.5"H	\$149.00

Power Wall/Cabinet/Riser - Finishes In Stock:

Dark Gray with Black Pulls, White with Silver Pulls

Cabinet Pulls and Grommet Covers: Silver on White and Black on Gray



Mobile Lectern



PL216
List \$639

3 adjustable shelves, 1 grommet per shelf, casters (2 locking). Top shelf can be flat for laptop/projector or angled for easy reading of papers. Available in Cherry, Dark Grey, Espresso, Mahogany and Walnut.

Overall Dimensions
23" W x 23" D x 46" H





Performance Table Tops are constructed using the highest quality thermally fused Melamine Laminates and edged with 3 mil PVC Tough Edge providing unparalleled durability and beauty.

FEATURES:

- Designer look with value pricing
- Wide assortment of top finishes, and base styles



▲ **Cafe Height Table**
 PLT36R, PLTXBM3341BLK
 List \$518

Overall Dimensions
36"R x 42"H



▶ **Conference Table with "X" Base**
 PLT36R, PLWXB36/42
 List \$417

Shown with laminate X-Base.

Overall Dimensions
36"R x 29.5"H

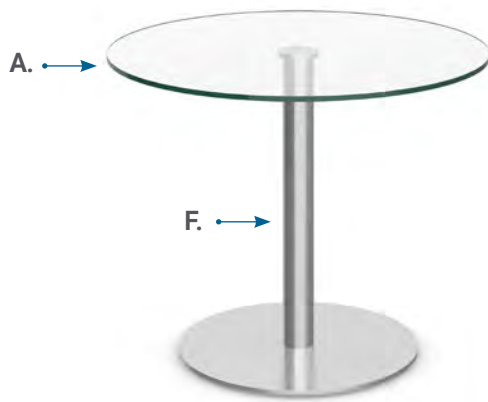
◀ **Cafe Height Table**
 PLT36R, PLTRBPOST41BRU,
 PLTRBBASE23BRU
 List \$683

Overall Dimensions
36"R x 42"H






Choose Your Top:



A.



B.



C.

A. Round Table Tops (shown above)

MODEL #	DESCRIPTION	LIST
PLT24R	24" Round Top	\$156.00
PLT30R	30" Round Top	\$189.00
PLT36R	36" Round Top	\$229.00
PLT42R	42" Round Top	\$265.00
PLT48R	48" Round Top	\$311.00
PGT24RCLEAR	24" Glass Round Top	\$359.00
PGT36RCLEAR	36" Glass Round Top	\$485.00


B. Rectangular Table Tops (not shown)

MODEL #	DESCRIPTION	LIST
PLT2460	24" x 60"	\$284.00
PLT2466	24" x 66"	\$311.00
PLT2472	24" x 72"	\$311.00
PLT3060	30" x 60"	\$343.00
PLT3066	30" x 66"	\$364.00
PLT3072	30" x 72"	\$364.00

C. Square Tops (shown above)

MODEL #	DESCRIPTION	LIST
PLT24S	24" Square Top	\$149.00
PLT30S	30" Square Top	\$179.00
PLT36S	36"W x 36"D	\$229.00
PLT42S	42"W x 42"D	\$265.00

Available Finishes: ****Not all top sizes are available in each color finish. Call for details.**



Choose Your Base:



*Must order post and Round Base Plate

*Must order post and X-Base

D. Laminate X-Bases

MODEL #	DESCRIPTION	LIST
PLWXB36/42	For 36" and 42" Tops	\$188.00
PLWXB48	For 48" Tops	\$234.00

E. Cross Bases + Posts

Available in Black or Chrome

MODEL #	DESCRIPTION	LIST
PLTXBM24BLK	24" Spread / 29"H	\$209.00
PLTXBM33BLK	33" Spread / 29"H	\$231.00
PLTXBM3341BLK	33" Spread / 41"H	\$289.00
PLTXBM24CHR	24" Spread / 29"H	\$235.00
PLTXBM33CHR	33" Spread / 29"H	\$259.00
PLTXBM3341CHR	33" Spread / 41"H	\$315.00

*Does not work with Glass Top

F. Polished Steel Bases

MODEL #	DESCRIPTION	LIST
PLTRBPOST19	19"H Post Fits 24", 30" and 36" Tops	\$95.00
PLTRBPOST28	29"H Post Fits 30", 36", 42" Tops	\$105.00
PLTRBPOST41	41"H Post Fits 30", 36" and 42" Tops	\$138.00
*PLTRBBASE23BRU	23" Spread/Base Round Base	\$316.00

*(1) required for each post for the Polished Steel Bases.

G. X-Bases + Posts in Brushed Steel


MODEL #	DESCRIPTION	LIST
PLTXBPOST19BRU	19"H Post Fits 24", 30" and 36" Round Tops	\$117.00
PLTXBPOST28BRU	29"H Post Fits 30", 36", 42" Round Tops	\$137.00
PLTXBPOST41BRU	41"H Post Fits 30", 36" and 42" Tops	\$192.00
*PLTXBBASE23BRU	23" Spread Fits 24" and 30" Tops	\$343.00
*PLTXBBASE30BRU	30" Spread Fits 36" and 42" Tops	\$458.00

*(1) Required for each post for the X-Bases in Brushed Steel.

H. Cubed Base with Doors + Top


MODEL #	DESCRIPTION	LIST
PLCUBED20	25"D x 28"H Cube Base with Door	\$447.00
PLCUBED2040	31"W x 25"D x 41"H Cube Base with Door	\$499.00
PL139T	48"W x 48"D Top	\$568.00

Available Finishes: ** Not all top sizes and Laminate Bases are available in each color finish. Call for details.





TRAINING ROOM TABLES:



T-Leg		LIST
PLTTLEG24BLK	T Style Leg Base 24" Black	\$229.00
PLTTLEG30BLK	T Style Leg Base 30" Black	\$249.00
PLTCS	Optional Casters (2)	\$19.00

Post Legs & Support Beams		LIST
PLTPOSTLEGBLK	Round Post Leg (Pair), Black	\$199.00
PLTPOSTLEGSIL	Round Post Leg (Pair), Silver	\$199.00
PLTSQPOSTLEGSIL	Square Post Leg (Single), Silver	\$89.00
PLTSQPOSTLEGWHT	Square Post Leg (Single), White	\$89.00
PLT60MS	Support beam for 60" & 66" tops	\$42.00
PLT72MS	Support beam for 72" tops	\$53.00

V-Legs & Support Beams		LIST
PLTLEGV2430	V-Leg for 24"D Desk tops	\$149.00
PLTLEGV30	V-Leg for 30"D Desk tops	\$159.00
PLTLEGV3642	36"W x 42"D V-Leg for 36"D desk tops	\$199.00

PLTLEGV4860	48"W x 60"D V-Leg for two 24"D or 30"D shared tops	\$245.00
PLTLEGU4860ILCMB	Benching Inset Leg	\$525.00

U-Legs & Support Beams		LIST
PLTLEGU24NB	U-Leg for 24"D Table Tops	\$207.00
PLTLEGU30NB	U-Leg for 30"D Table Tops	\$223.00
PLTLEGU36NB	U-Leg for 36"D Table tops	\$346.00
PLTLEGU48NB	U-Leg for 48"D Table tops	\$320.00
PLTLEGU60NB	U-Leg for 60"D Table tops	\$341.00
PLTLEGU4860ILCMB	BENCHING INSET LEG	\$525.00
PLTLEGUHALF	Half U Leg	\$176.00
PLTCBBSINGLE	Connecting Beam Bracket	\$40.00 ea.
PLTRBBSIL	Return beam bracket	\$49.00 ea.
PLTMDB48	Main Desk Beam for 48" Desktop	\$72.00
PLTMDB54	Main Desk Beam	\$54.00
PLTMDB60	Main Desk Beam for 60" Desktop	\$83.00
PLTMDB66	Main Desk Beam for 66" Desktop	\$93.00
PLTMDB72	Main Desk Beam for 72" Desktop	\$104.00
PLTADJMDB4872	Adjustable Main desk beam— adjusts 48"-72"	\$128.00
PLTADJRB6072SIL	Adjustable Return Beam— adjusts 60"-72"	\$158.00

Tall U Leg – Silver or White		LIST
PLTLEGU24NB41	24"W X 41"H	\$235.00
PLTLEGU30NB41	30"W X 41"H	\$249.00
PLTLEGU48NB41	48"W X 41"H	\$361.00
PLTLEGU4860ILCMB41	Benching Inset Leg 41"H	\$622.00
PLTLEGUHALFH41	41"H Half leg	\$179.00



Diamond Reeded Edge Profile:



The Contemporary Collection—Conference Rooms

Whether you need a large conference table, a small meeting table or storage, Rudnick has just what you need. They have created beautiful high quality conference tables that provides maximum durability.

Finishes Available:



Veneer Conference Tables

MODEL #	DESCRIPTION	DIMENSIONS	LIST
A. SORT72	6' Race Track Conference Table with Panel Base	6' x 36"W x 29"H	\$1,627.00
B. SORT96D	8' Race Track Conference Table with D Base; two piece top	8' x 42"W x 29"H	\$2,056.00
C. SORT120D	10' Race Track Conference Table with D Base; two piece top	10' x 46"W x 29"H	\$2,881.00
D. SORT144D	12' Race Track Conference Table with D Base; two piece top	12' x 46"W x 29"H	\$3,115.00
E. SOBS72	6' Boat Shaped Conference Table with Panel Base	6' x 36"W x 29"H	\$1,636.00
F. SOBS96	8' Boat Shaped Conference Table with Panel Base; two piece top	8' x 42"W x 29"H	\$1,900.00
G. SOBS120	10' Boat Shaped Conference Table with Panel Base; two piece top	10' x 46"W x 29"H	\$2,517.00
H. SOBS144	12' Boat Shaped Conference Table with Panel Base; two piece top	12' x 46"W x 29"H	\$2,759.00
I. SORD36	Round Table with X Base	36"D x 29"H	\$1,033.00
J. SORD42D	Round Table with Drum Base	42" D x 29"H	\$1,506.00



Veneer Storage

MODEL #	DESCRIPTION	DIMENSIONS	LIST
K. SOALP24	4 Drawer Lateral File	36"W x 20"D x 53"H	\$3,805.00
L. SOALP12	2 Drawer Lateral File	36"W x 20"D x 29"H	\$1,847.00
M. *SOALP13	2 Door Cabinet with 1 Adjustable Shelf	36"W x 20"D x 29"H	\$1,011.00
N. *SOALP50	4 Door Storage Credenza	72"W x 20"D x 29"H	\$1,726.00
O. *SOALP10	2 Drawer Lateral File / Storage Cabinet	72"W x 20"D x 29"H	\$3,495.00
P. *SOALP30	Lateral File Credenza	72"W x 20"D x 29"H	\$4,118.00
Q. *SOALP55	Bookcase (3 shelves)	36"W x 13"D x 48"H	\$967.00
R. *SOALP56	Bookcase (5 shelves)	36"W x 13"D x 68"H	\$1,298.00
S. *SOALP58	Door Kit (for SOALP56 ONLY)	36"W x 24"H	\$240.00
T. SOALP19	Presentation Cabinet	48"W x 5"D x 50"H	\$1,847.00





KESWICK COLLECTION is the majestic leader in traditional office environments. *An impeccable English Cherry Finish on cherry veneers that feature a durable UV finish, and refined styling in solid wood pilasters and mouldings offering unmatched luxury.*



A. Left Hand Facing Bookcase
SO7990 118
List \$1,849

Overall Dimensions
 33.75"W x 16"D x 80"H

B. Center Open Bookcase
SO7990 108
List \$1,849

Overall Dimensions
 32"W x 16"D x 80"H

C. Right Hand Facing Bookcase
SO7990 128
List \$1,849

Overall Dimensions
 33.75"W x 16"D x 80"H

D. 10' Boat Top with Twin Slab End Bases
SO7990 99
List \$4,383

Consists of: 005, 007,
Overall Dimensions
 120"W x 40-48"D x 30"H

E. 12' Boat Top with Triple Slab End Bases
SO7990 97
List \$5,327

Consists of: 006, 007, 008
Overall Dimensions
 144"W x 40-48"D x 30"H

F. 42" Round Traditional Queen Anne Conference Table
SO7990 89
List \$1,931

Consists of: 011, 002
Overall Dimensions
 42"D x 30"H



Available Finishes:



**All bookcases include 2 fixed and 4 adjustable shelves*

RUE DE LYON expertly blends old world styling and modern functionality. *The collection is crafted from maple solids, select hardwoods and cherry veneers on select wood products finished in a rich Ruby Cabernet.*

G. Console Table
SO7684 82
List \$916



H. 42" Round Conference Table
SO7684 89
List \$1,482

Consists of: 011/002



Available Finishes:



I. 8' Rectangular Conference Table
SO7684 96A
List \$2,527

Consists of 005A, 001A. 2 Grommets Included.

J. 10' Rectangular Conference Table (shown left)
SO7684 120
List \$2,704

Consists of 015, 001A. 2 pc top. 2 Grommets Included.

K. 12' Rectangular Conference Table
SO7684 144
List \$3,356

Consists of 006, 001A, 007. 2 Piece Top, 3 Bases. 4 Grommets Included





GOVERNOR'S COLLECTION conference tables feature a traditional look with high pressure laminate gloss tops. *Great for heavy use, laptops, dining and meetings.*

A. 6' Rectangular Table w/2 Slab Bases
SO7350 93

Overall Dimensions
72"W x 36"D x 30"H



B. 8' Rectangular Table w/2 Slab Bases
SO7350 94

Overall Dimensions
96"W x 44"D x 30"H

C. 10' Rectangular Table w/2 Slab Bases
SO7350 95

Overall Dimensions
120"W x 46"D x 30"H
Consists of 019, 001, 029

E. 42" Round Traditional Queen Anne Conference Table
SO7350 89

Consists of 011, 002
(Seats 4 People)



Available Finishes:



D. 12' Rectangular Table w/ 3 Slab Bases
SO7350 99

Overall Dimensions
144"W x 46"D x 30"H
Consists of 006, 008, 001



F. Sofa Table with Three Drawers
SO7350 82

Overall Dimensions
53"W x 16"D x 27"H



G. Rectangular End Table
SO7350 81

Overall Dimensions
26"W x 21"D x 22"H



H. Coffee Table
SO7350 84

Overall Dimensions
48"W x 24"D x 16"H



NATIONAL®

Call for pricing



SEATING

Reception

With the Fringe Series, you create spaces where people actually want to be. Whether it is in a corporate setting, community area, or in an education or healthcare environment, Fringe delivers privacy, openness, comfort, style, and extreme flexibility from a single lounge collection.

▼ Hagen Reception Seating

9074, 9071, PLT3OR(2),
PLTXBBASE23BRU(2), PLTXBPOST19BRU (2)
List \$3,896



Hagen Reception Seating

The perfect complement to the contemporary work space or home. Hagen features a wide open architecture, mid-century modern design and outstanding comfort. Heavy duty spring construction and deep cushioning.



Hagen Reception Seating

MODEL #	QTY	DESCRIPTION	DIMENSIONS	LIST
9074	1	Sofa	66.25"W x 30.75"D x 32.25"H	\$1,699.00
9071	1	Club Chair	30.75"W x 30.75"D x 32.25"H	\$899.00
PLT3OR	1	Round Top	30"W	\$189.00
PLTXBBASE23BRU	1	23" X-Base		\$343.00
PLTXBPOST19BRU	2	19" Post		\$117.00

Available
Designer
Fabric:

Taupe

Dark
Charcoal

Wood Occasional Tables

Beautifully finished with hardwood edges and surfaces of selected veneers in Espresso, Mahogany and Cherry.

Available Finishes:

Cherry

Mahogany

Espresso

▶ Wood Veneer Coffee Table

PV519
List \$660

Overall Dimensions
47.25"W x 23.5" D x 16"H



▲ Wood Coffee Table

PV619
List \$841

Overall Dimensions
23.75"D x 21.25" H



▲ Wood End Table

PV620
List \$593

Overall Dimensions
23"R x 21.25" H



▲ Wood Veneer End Table

PV520
List \$493

Overall Dimensions
23.5"W x 23.5" D x 20" H



▲ Tribeca Reception Seating

9683, 9682, 9681, PL219, PL220
List \$5,638

Tribeca Reception Seating

Sleek European styling makes Tribeca Reception Seating the perfect choice for office or home. Featuring contemporary design, durable construction and outstanding comfort, Tribeca offers exceptional quality and value. Stocked in Black Premium Bonded Leather.



Tribeca Reception Seating

MODEL #	DESCRIPTION	DIMENSIONS	LIST
9683	Sofa	70"W x 29"D x 32"H	\$2,099.00
9682	Loveseat	50"W x 29"D x 32"H	\$1,629.00
9681	Club Chair	30"W x 29"D x 32"H	\$1,149.00

Available Bonded Leather:



Black

Laminate Occasional Tables

Beautifully finished with hardwood edges and surfaces of selected veneers.

Available Finishes:



*Honey is only available for PL120 only

▶ Laminate Top with Solid Wood Base Coffee Table

PL219
List \$450

Overall Dimensions

47.25"W x 23.5"D x 16.75"H

Available in Mahogany, Cherry, Espresso, Modern Walnut, and Newport Grey.



▲ Laminate End Table

PL120
List \$229

Overall Dimensions

24"W x 24" D x 20"H

Available in Mahogany, Honey*, Cherry, Espresso, Modern Walnut, and Newport Grey.



▲ Laminate Top with Solid Wood Base End Table

PL220
List \$311

Overall Dimensions

23.5"W x 19.75"H

Available in Mahogany, Cherry, Espresso, Modern Walnut, and Newport Grey.





Fuse Reception Seating

Contemporary styling and a modular design makes Fuse Seating the perfect fit for any office environment. Customize your layout by choosing from the components which best suit your needs. Brushed Metal Legs. Available in designer fabrics.



A. Single Seat, No Arms

MODEL #	DESCRIPTION	LIST
9780STCH	24"W x 29.5"D x 31.5"H	\$675.00

B. Single Arm

MODEL #	DESCRIPTION	LIST
9780ARMCH	6"W Works left or right	\$249.00

C. Single Arm with USB Charging Station

MODEL #	DESCRIPTION	LIST
9780ARMUSBCH	Features 2 USB ports	\$375.00

D. 45° Corner Seat

MODEL #	DESCRIPTION	LIST
9785STCH	31"W x 29.5"D x 31.5"H	\$719.00

E. Ottoman Available in Charcoal and Stone

MODEL #	DESCRIPTION	LIST
9786ST	30.25"W x 25"D x 19.75"H	\$559.00
9786CH	30.25"W x 25"D x 19.75"H	\$559.00

F. 90° Corner Seat

MODEL #	DESCRIPTION	LIST
9784STCH	31"W x 28.25"D x 33.5"H	\$899.00





Compose Reception Seating

Contemporary styling and a modular design makes Compose Seating the perfect fit for any office environment. Customize your layout by choosing from the components which best suit your needs. Available in designer black bonded leather.

MODEL #	DESCRIPTION	DIMENSIONS	LIST
A. 9991	Club Chair	30.25"W x 29.5"D x 31"H	\$1,029.00
B. 9994L	Left Arm Single Seat	30.25"W x 29.5"D x 31"H	\$999.00
C. 9994R	Right Arm Single Seat	30.25"W x 29.5"D x 31"H	\$999.00
D. 9990	Single Seat, no arms	30.25"W x 30"D x 31"H	\$969.00
E. 9995	Corner	30.25"W x 30"D x 31"H	\$1,049.00
F. 9996	Ottoman	29.5"W x 29.5"D x 19"H	\$769.00
G. PL9997	Table Top	29.5"W x 29.5"D x 19"H	\$353.00
H. 9998	Chrome Feet		\$197.00
I. PL9999	Laminate Base (4 color options)		\$78.00
J. PLPEDCASTERS	Casters (Optional)		\$44.00



◀ Club Chair

9991
List \$1,029

Overall Dimensions
30.25"W x 29.5"D x 31"H

Available Finishes:




Available Bonded Leather:

Newport Series

Newport from Lesro is a modular seating system that provides complete layout flexibility for reception areas, lounges, dining, and pull-up applications.

The bold, contemporary styling, endless fabric and healthcare vinyl options, and long-life comfort of the Newport give your space an inviting, welcoming air. This well-rounded collection includes guest chairs, bariatric chairs, loveseats, benches and an assortment of matching tables. Sturdy steel construction provides years of reliable use, even in high traffic environments.



MODEL #	DESCRIPTION	DIMENSIONS	LIST
A. SONP1401G5	Guest Chair	23.5"W x 24"D x 36"H	\$485.00
B. SONP1005B5	2 Seat Bench	45"W x 21"D x 18.5"H	\$639.00
C. SONP1285T5	End Table	20"W x 20"D x 20"H	\$372.00
D. SONP1501G5	Loveseat	43.5"W x 24"D x 36"H	\$917.00

**Priced at Grade 2—Call for more options.*

Grade 2
Fabrics:



Luxe Series

Luxe takes traditional tuxedo lounge to a fresh, contemporary stage.

Slim, refined arms and back radiate simple sophistication. Pleasing angled back and substantial seat are not only good-looking but comfortable. Perfect for collaborative, lounge and reception applications. Seating is available in Guest and Bariatric Chairs, Loveseats, Sofas and Benches. All seating can be ordered with either solid hardwood or steel legs.



A.
(500lb. Weight Capacity)



B.
(750lb. Weight Capacity)

MODEL #	DESCRIPTION	DIMENSIONS	LIST
A. SOLX1401G5	Guest Chair	28.5"W x 30.5"D x 31"H	\$1,337.00
B. SOLX1801G5	Bariatric Chair	34.5"W x 30.5"D x 31"H	\$1,848.00
C. SOLX1501G5	Loveseat	52.5"W x 30.5"D x 31"H	\$2,137.00
D. SOLX1630T6	Conversational Table	30"W x 30"D x 16"H	\$512.00
E. SOLX3501G5	Sofa	76.5"W x 30.5"D x 31"H	\$2,697.00


**Priced at Grade 2—Call for more options.*



Lenox Wood Series

Lenox Wood from Lesro is a modular seating system that provides complete layout flexibility for reception area and lounge seating applications.

The graceful transitional styling, endless fabric and healthcare vinyl options, and long-life comfort of the Lenox Wood will give your space a light, airy look. Sophisticated yet affordable, the Lenox Wood collection includes guest chairs, connecting chairs, sofas, benches and an assortment of matching tables. Solid hardwood construction provides years of reliable use, even in high traffic environments. Ideal balance of style, function, and value.



(300lb. Weight Capacity)

MODEL #	DESCRIPTION	DIMENSIONS	LIST
A. SOLW1101G5	Guest Chair	22.5"W x 26"D x 31.5"H	\$450.00
B. SOLW3103G5	3 Seats with Center Arms	65"W x 26"D x 31.5"H	\$1,284.00
C. SOLW2101G5	2 Seat Sofa	44"W x 26"D x 31.5"H	\$867.00
D. SOLW1470T5	Coffee Table	40"W x 20"D x 16"H	\$426.00
E. SOLW1102G5	Armless Guest Chair	22.5"W x 26"D x 31.5"H	\$450.00


*Priced at Grade 2—Call for more options.



Gansett Series

The Gansett Guest Chair is sleek yet sturdy.



Gansett will impress from any angle with its distinctive sled base frame, gently sloped arms, and thoughtfully contoured backrest that radiate comfort and sophistication. Features include sturdy steel construction, durable powder coat finish, and a comfortable Matrex seat support system.



MODEL #	DESCRIPTION	DIMENSIONS	LIST
A. SOGN1401G5	Guest Chair	22.5"W x 25.5"D x 32.5"H	\$555.00
B. SOGN1501G5	Loveseat	42.5"W x 25.5"D x 32.5"H	\$943.00
C. SOGN1485T5	Coffee Table	20"W x 40"D x 16"H	\$499.00
D. SOGN1403R5	Rocker	22.5"W x 27.5"D x 32.5"H	\$635.00

*Priced at Grade 2—Call for more options.

Grade 2
Vinyls and
Fabrics:





▶ **BoB Stool**

2626T
List \$399

Overall Dimensions
15"W x 15"D x 19.5-25.5"H

Available in Blue, Green, Black, and Gray

Contemporary Seating

Features a stable rounded base that accommodates a wide range of movement; allowing you to lean, turn and move in any direction. The backless design ensures an ergonomic, upright position that encourages good posture and helps strengthen the core.

Color Options:



Angled and Rod Table Bases

A contemporary style to end and occasional tables, these bases can be paired with either round or square tops.

See page 86 for table top options and pricing.

▶ **Angled End Table Base**

PLTLEGV417
List \$169

Overall Dimensions
18"H base

Angled legs available in silver and White. This leg works well with a 24", 30" or 36" top to create an end table. It can also work well as coffee table by using a 24" x 48" table top.



◀ **Rod Table Base**

PLTWMBASE3636BLK
List \$159

Overall Dimensions
31.1"W x 31.1"D x 15"H
Fits a 36" top

Available in Black



◀ **Rod Table Base**

PLTWMBASE3030BLK
List \$149

Overall Dimensions
25.12"W x 25.12"D x 15"H
Fits a 30" top

Available in Black



◀ **Rod Table Base**

PLTWMBASE2448BLK
List \$219

Overall Dimensions
18.75"W x 37.64"D x 15"H
Fits a 24" x 48" top

Available in Black

▶ **Rod Table Base**

PLTWMBASE2424BLK
List \$139

Overall Dimensions
20.71"W x 20.71"D x 18.98"H
Fits a 24" top

Available in Black






A. Soft Seating Loveseat – Both Arms – Top stitched sewing details in upholstery. Textiles available through graded-in fabric program, or COM by approval. Includes aluminum legs. Two fabrics per piece available at an upcharge. Twelve year limited warranty on seating. Prop 65 and CAL 117-2013 compliant. 400 lb. capacity. Prices shown for COM.

B. Soft Seating Chair – Both Arms – Top stitched sewing details in upholstery. Textiles available through graded-in fabric program, or COM by approval. Includes aluminum legs. Two fabrics per piece available at an upcharge. Twelve year limited warranty on seating. Prop 65 and CAL 117-2013 compliant. 400 lb. capacity. Prices shown for COM.

C. Soft Seating Single Bench – Table Top – Top stitched sewing details in upholstery. Textiles available through graded-in fabric program, or COM by approval. Includes aluminum legs. Choose from a variety of laminate and edgeband color options. Two fabrics per piece available at an upcharge. Five year limited warranty on table top models. Prop 65 and CAL 117-2013 compliant. 400 lb. capacity. Prices shown for COM.

D. Tablet Arm Accessory – Add this helpful tablet arm to your soft seating piece, and enjoy convenient work space for your tablet, laptop, or other mobile computing device. Arm includes a built-in cup holder to keep your beverage handy. Tablet is available finished in a variety of HPL and edgeband options to coordinate with your other pieces.



A. SOFT SEATING LOVESEAT – BOTH ARMS				
SO2000CLR	Specify Textile	34.5"H x 53"W x 29.5"D	116 lbs	Call for quote
B. SOFT SEATING CHAIR – BOTH ARMS				
SO1000CLR	Specify Textile	34.5"H x 30.5"W x 29.5"D	85 lbs	Call for quote
C. SOFT SEATING SINGLE BENCH – TABLE TOP				
SO1000T	Specify Finishes	16"H x 22.5"W x 29.5"D	38	Call for quote
D. TABLET ARM ACCESSORY				
SOTA	Specify Finishes			Call for quote



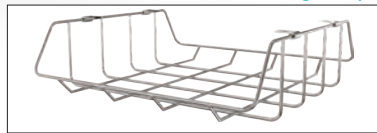
Legs available in black or platinum finish



ITEM B. Student Desk Accessory Options



Student Desk Casters




Wire Book Box

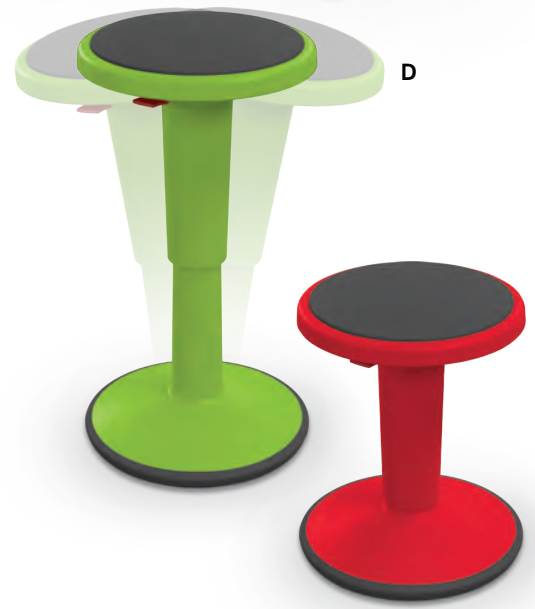
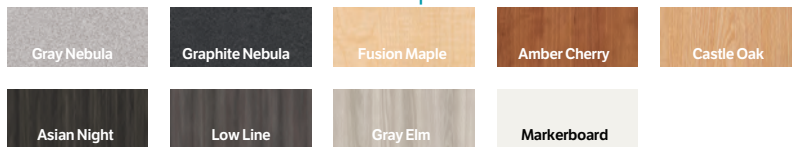


Pack Hook

ITEM A. Edgeband / ITEM C. Shell / ITEM D. Stool Color Options



ITEM A. Laminate Color Options



A. HIERARCHY SHAPES DESK					
SO11X36X-XXXX	Standard	22" – 32"H x 29.9"W x 28.4"D	42 lbs	\$424.81	
SO11X35X-XXXX	Large	22" – 32"H x 34.9"W x 32.5"D	54 lbs	\$486.10	
B. STUDENT DESK ACCESSORIES					
SO66654	Castors (2)	1.5" diameter	3 lbs	\$38.61	
SO66659	Locking Castors (2)	1.5" diameter	3 lbs	\$41.92	
SO66661	Wire Book Box (BL)	4"H x 15"W x 13.5"D	5 lbs	\$43.02	
SO66662	Wire Book Box (CH)	4"H x 15"W x 13.5"D	5 lbs	\$43.02	
SO66669	Pack Hook (2)	Holds Up To 50 lbs	2 lbs	\$7.73	
C. HIERARCHY 4-LEG CHAIR					
SO53312-5-XXXX-NA-PL	12" Platinum Base (5)	24"H x 16"W x 17"D	37 lbs	\$529.94	
SO53314-5-XXXX-NA-PL	14" Platinum Base (5)	25.5"H x 17"W x 17.5"D	38 lbs	\$529.94	
SO53316-5-XXXX-NA-PL	16" Platinum Base (5)	31.8"H x 18.5"W x 20.3"D	55 lbs	\$616.46	
SO53318-5-XXXX-NA-PL	18" Platinum Base (5)	33.5"H x 18.8"W x 22"D	60 lbs	\$638.09	
D. HIERARCHY GROW STOOL®					
SO50960-XXXX	Short	14" – 18"H x 13"W x 13"D	11 lbs	\$215.22	
SO50970-XXXX	Tall	17" – 24"H x 13"W x 13"D	13 lbs	\$215.22	

A. Hierarchy Shapes Desk – Bring simplicity and functionality in a customizable package made to fit any classroom or study setting. Offering quick and easy assembly, numerous group configurations, height adjustability, and custom laminates.

B. Student Desk Accessories – Optional accessories include a set of two casters (standard or locking), a wire book box in black or chrome, and a pack hook that mounts easily for up to 50 lbs. of hanging storage.

C. Hierarchy 4-Leg Chair – A colorful and flexible solution for your learning environment. Flexible and ergonomically shaped seat with lumbar support for easy position changes. Smooth reinforced back allows for flex action without sharp ridges. Available in four seat heights with heavy gauge platinum steel base. Includes nylon swivel glides.

D. Hierarchy Grow Stool® – Wobble action and swiveling seat encourage micro-movement to help bleed off excess energy. Helps promote improved upright posture and increased focus while working. Comfortable and ergonomic stool made with durable and lightweight plastic.



SEATING

Chairs

Simple, Contemporary, Affordable.



Sierra Series

Deep cushioning, oversized seat and back, along with a wide open architecture combine to make the Sierra Series an outstanding choice for the executive office.

▶ Sierra / Medium Back

13321
List \$469

Overall Dimensions
26.25" W x 27.5" D x 38.5-41.25"H

Seat Dimensions
21.25" W x 20.75"D x 18.5-21.25"H

Stocked in Black Bonded Leather.

A | B | C | D | E



◀ Sierra / High Back

13311
List \$509

Overall Dimensions
26.25" W x 28.25" D x 41.25-44"H

Seat Dimensions
21.25" W x 20.75"D x 18.5-21.25"H

Stocked in Black Bonded Leather.

A | B | C | D | E



▶ Dakota / Executive Chair

10421
List \$489

Overall Dimensions
26.75"W x 28.25"D x 37.75-40.5"H

Seat Dimensions
20.75" W x 19.5"D x 19.5-22.5"H

Stocked in Black Leather-tek. Plush thick cushioning. Enhanced lumbar support.

A | B | C | D | E



▶ Stormy / Executive HiBack Chair with Adjustable Lumbar

74011
List \$769

Overall Dimensions
26.75"W x 28.25"D x 37.75-40.5"H

Seat Dimensions
20.75" W x 19.5"D x 19.5-22.5"H

Stocked in Black and Gray Leather.

A | B | C | D | E





Holland Park Series

Where European style meets function. Uncompromising, durable design with sleek styling make the Holland Park Series a welcome addition to any executive office or boardroom.

▶ Holland Park / High Back Swivel Chair

23011
List \$609

Overall Dimensions
22.8"W X 27.5"D X 45.25-48"H

Seat Dimensions
19.25" W x 17"D x 17.75-20"H

Stocked in Black, Grey and White Bonded Leather.

A | B | C | D | E



▶ Holland Park / Mid Back Swivel Chair

23021
List \$599

Overall Dimensions
22.8"W X 27.5"D X 37.4-40"H

Seat Dimensions
19.25" W x 17"D x 17.75-27.5"H

Stocked in Black, Grey and White Bonded Leather.



◀ Holland Park / Guest Chair

23028
List \$569

Overall Dimensions
22.8"W X 24"D X 40.5"H

Seat Dimensions
19.25" W x 17"D

Stocked in Black, Grey and White Bonded Leather.



▶ Montana / Executive High Back with Contrast Stitching

13211BLKSIL
List \$599

Overall Dimensions
26.25"W x 28.25"D x 44-46.75"H

Seat Dimensions
20.5" W x 20"D x 19-21.5"H

Stocked in Black Leather-tek Vinyl.

A | B | C | D | E

▶ Barrett / Executive High Back Swivel

68011 BLKSIL
List \$599

Overall Dimensions
28"W x 33"D x 41.75-45"H

Seat Dimensions
19.5" W x 19.75"D x 19-22"H

Stocked in Black Bonded Leather

A | B | C | D | E



▼ Bell / Executive High Back

XSL3265
List \$789

Overall Dimensions
20.5"W x 19.5"D x 18-21"H

Seat Dimensions
20.5" W x 19.5"D x 18-21"H

Stocked in Black Vinyl on Chrome Frame.

A | B | C | D | E



◀ Hanson / Executive Tilt-back Swivel

XSL26022 BRN
List \$599

Overall Dimensions
27"W x 31"D x 45-48"H

Seat Dimensions
20.5" W x 19.5"D x 21-24"H

Stocked in Bomber Brown Bonded Leather with Charcoal Frame.

A | B | C | D | E



▲ Nelson / Executive Syncro-Tilt Swivel

XSL17763 BRN
List \$779

Overall Dimensions
28"W x 27"D x 44-46.5"H

Seat Dimensions
20" W x 20.5"D x 18.5-22"H

Hinged arm with Synchro-Tilt allows seat and back to move at a 2 to 1 ratio. Can be locked in any upright position. Stocked in Bomber Brown with Charcoal Frame

A | B | C | D | E



▶ Collins / Executive Flip Arm

XSL176
List \$499

Overall Dimensions
25.6" W x 27.75" D x 38.75-41.5"H

Seat Dimensions
21" W x 21.5"D x 18.5-21.25"H

High back with contrast stitching. Black soft leather-like vinyl with Silver frame.

A | B | C | D | E





▶ **Whistler / Executive Mid Back with Contrast Stitching**

7121
List \$459

Overall Dimensions
25.5"W x 26"D x 40.5-43.25"H

Seat Dimensions
19.75" W x 19.75"D x 17.75-20.5"H

Stocked in Black Leather-tek Vinyl. Enhanced lumbar support.

▶ **Whistler / Side Chair with Contrast Stitching**

7321
List \$439

Overall Dimensions
25.25"W x 26"D x 39.75"H

Seat Dimensions
19.75" W x 19.75"D x 17.75"H

Stocked in Black Leather-tek Vinyl. Enhanced lumbar support.

A | B | C | D | E



▶ **Whistler / Executive High Back with Contrast Stitching**

7311
List \$519

Overall Dimensions
25.5"W x 27.5"D x 45.25-48"H

Seat Dimensions
19.75" W x 19.75"D x 17.75-20.5"H

Stocked in Black Leather-tek Vinyl. Enhanced lumbar support.

A | B | C | D | E



▶ **Lexus / High Back Executive with Arms**

10711
List \$499

Overall Dimensions
26.25"W x 29"D x 41.25-44"H

Seat Dimensions
21" W x 20.5"D x 17.75-20.5"H

Stocked in Black Bonded Leather. Pneumatic Height Adjustment.

A | B | C | D | E



▶ **Lexus / Guest Arm Chair**

10728
List \$399

Overall Dimensions
26.25"W x 28"D x 40.25"H

Seat Dimensions
21" W x 20.5"D x 19.75"H

Stocked in Black Bonded Leather.



▶ **Lexus / Mid Back Conference with Arms**

List \$449
10721

Overall Dimensions
26.25"W x 27.5"D x 39.25-42"H

Seat Dimensions
21" W x 20.5"D x 17.75-20.5"H

Stocked in Black Bonded Leather. Pneumatic Height Adjustment.

A | B | C | D | E





▶
**Aspire /
Executive
Arm Chair**

5111
List \$399

Overall Dimensions
24.75"W x 28.5"D x 37.5-41"H

Seat Dimensions
20" W x 20"D x 17-20.5"H

*Stocked in Black Bonded Leather.
Pneumatic Seat Height Adjustment.*

A | B | C | D | E



▲
Presta / Basic Task Chair

5021
List \$449

Overall Dimensions
20.5"W x 19.75"D x 17.75-40.5"H

Seat Dimensions
20.5"W x 19.75"D x 17-20.5"H

Stocked in Black.

A | B | C | D | E



◀
**Pilot / Executive
High-Back Racing Style**

XSL12121
List \$559

Overall Dimensions
28"W x 29"D x 44.75-49.5"H

Seat Dimensions
21.25"W x 17.25"D x 17- 21.5"H

Stocked in Black Leather

A | B | C | D | E



▶
**Dixon / Ergonomic
Executive**

XSL12001
List \$342

Overall Dimensions
25.25"W x 27.5"D x 36-39.75"H

Seat Dimensions
19.25" W x 17.5"D x 17.5-21.25"H

Stocked in Black Leather

A | B | C | D | E

▶
**Burton /
Executive
High Back
Arm Swivel**

XSL871 BLK
List \$359

Overall Dimensions
25.5"W x 26.75"D x 42-45.5"H

Seat Dimensions
19.5" W x 20"D x 19.25-23"H

Stocked in Black Soft Vinyl.

A | B | C | D | E





◀ **Leather Plus Executive Chair Grey**

**XSL SO20203GRY,
XSL SO20203BLK**
List \$539

Overall Dimensions
27"W x 29"D x 41"-44"H

Seat Dimensions
21"W x 20"D x 19-22"H

Available in Gray and Black



NEW

▶ **Tarragon / Executive High Back with Adjustable Arms**

XSL SO1461BK
List \$699

Overall Dimensions
27"W x 29"D x 41"H

Seat Dimensions
20"W x 18.5"D x 18.5 - 22.5"H

Stocked in Black Vinyl With Fabric Insert.
Pneumatic Seat Height Adjustment.

A | B | C | D | E

▶ **Presidio / Executive**

**XSL15003CBLK,
XSL15003CGRY**
List \$549

Overall Dimensions
27"W x 28.5"D x 43.5-47" H

Seat Dimensions
21"W x 19"D x 20-23.5"H

High back executive
Leather Plus with extra
lumbar support; padded armrests

A | B | C | D | E



NEW

▶ **Presidio / Mid Back**

**XSL15013CBLK,
XSL15013CGRY**
List \$499

Overall Dimensions
27"W x 28.5"D x 39.5-43"H

Seat Dimensions
21"W x 19"D x 20-23.5"H

Midback Manger Leather Plus
with extra lumbar support;
padded armrests

A | B | C | D | E



NEW

▼ **Ellis / Executive Swivel Arm Chair**

XSL478 BLK
List \$389

Overall Dimensions
23.25"W x 28.5"D x 44.5-48.25"H

Seat Dimensions
21" W x 23.5"D x 19-22.5"H

*Stocked in Black Vinyl With Fabric Insert.
Pneumatic Seat Height Adjustment.*

A | B | C | D | E



▶ **High Back Leather Manager Chair**

XSL SO2006BLK
List \$675

Overall Dimensions
24.25"W x 27.5"D x 40.25-43.25"H

Seat Dimensions
20.5" W x 20"D x 18.5-21.5"H

Available in Black

SoftThread Leather: smooth, pliable seating surface with tufted stitching detail

Total support: segmented padding through back and seat with built-in lumbar support



▲ **Core Collection / Midback Mesh Office Chair**

XSL SO1061
List \$669

Overall Dimensions
24.8"W x 27.6"D x 40.2"-44.1"H"

Seat Dimensions
20" W x 21"D x 17.5-21.5"H

Available in Black, Blue, Burgundy, and Gray

▶ **Contemporary Mesh Task Chair with Flip Arms**

XSL SO12713BLK
List \$569

Overall Dimensions
25"W x 28.5"D x 37-40"H

Seat Dimensions
19" W x 19"D x 19.5-22.5"H

Available in Black Mesh Back with Black Fabric Seat





▲ **Armed Managers Ribbed Cushion Design**

**XLSO19067CBGY,
XLSO19067CBK**
List \$459

Overall Dimensions
25"W x 26"D x 35.5-38.5"H

Seat Dimensions
18.5"W x 17"D x 17.25"H

Available in Black and Gray



▲ **Armless Managers Ribbed Cushion Design**

XLSO19069CBK
List \$399

Overall Dimensions
25"W x 26"D x 35.5-38.5"H

Seat Dimensions
18.5"W x 17"D x 17.25"H

Available in Black only.



▶ **Matching Side Chair**
(sold in pairs)

**XLSO15003CBK,
XLSO19003CGY**
List \$549

Overall Dimensions
19"W x 22"D x 35.5"H

Seat Dimensions
18.5"W x 17"D x 17.25"H

Available in Black and Gray





Big + Tall Heavy Duty Seating

Comfortable seating designed for big and tall users featuring generous proportions and thick padding throughout and heavy duty under structure.



400 lbs
Weight
Capacity

Big + Tall Executive Task with Arms

44088
List \$739

Overall Dimensions
28.75"W x 27.25"D x 41.75-45"H

Seat Dimensions
22.5" W x 18.75"D x 17.75-20.75"H

Stocked in Black Fabric seat with Black Mesh back.

A | B | C | D | E | R



400 lbs
Weight
Capacity

Big + Tall Swivel Arm Chair

XSL1985BLK
List \$899

Overall Dimensions
31"W x 32"D x 44-47"H

Seat Dimensions
23" W x 21.5"D x 19-22"H

Stocked in Black Soft Vinyl. Available in Grey or Brown by special order.

A | B | C | D | E



350 lbs
Weight
Capacity

Heavy Duty Executive Multifunction with Arms

6004
List \$839

Overall Dimensions
27.25"W x 25.5"D x 37.5-42.5"H

Seat Dimensions
20.5" W x 18"D x 19-24"H

Stocked in Black Fabric seat with Black Mesh back.

A | B | C | D | E | F | K | L | M | P | Q | S



400 lbs
Weight
Capacity

Big + Tall Leather Executive Tilter with Arms

54011BLK
List \$819

Overall Dimensions
22.8"W x 30.75"D x 43.5-45.5"H

Seat Dimensions
20.25" W x 23"D x 18.5-20.5"H

Stocked in Black Bonded Leather.

A | B | C | D | E | S



▼ **Lure**

XSL1993BK
List \$749

400 lbs
Weight
Capacity

Overall Dimensions
29"W x 30"D x 40"-43"H

Stocked in Black Fabric Seat; 400 lbs.. capacity

A | B | C | D | E
F | K | L | M | R



▲ **Big Jo**
XSL SO1399BK
List \$989

400 lbs
Weight
Capacity

Overall Dimensions
30"W x 27"D x 40-43"H

Seat Dimensions
30"W x 27"D x 40-43"H

Back is black mesh seat black caresoft, curved ergonomic back, adjustable lumbar support, 27" black steel base, 400lbs. capacity

A | B | C | D | R | S

400 lbs
Weight
Capacity



◀ **Hickory / Executive**
Big & Tall – Heavy duty

XSL1983BK,
XSL SO1983DG
List \$849

Overall Dimensions
33.5"W x 31"D x 43"H

Seat Dimensions
22.5"W x 19"D x 19"-22"H

Stocked in Black Carosoft vinyl and padded arms. Grey is available by special order. Pneumatic Seat Height Adjustment; 400lbs. capacity

A | B | C | D | E

Decatur House



Oxblood Vinyl
DHS9701MOX



Denim Blue
DHS SO9701DWNV



Slate Grey
DHS SO9701DWSG



Champagne Velvet
DHS SO9701DWCMP

◀ Chambers / Executive Swivel

DHS9701MOX, DHS SO9701DWNV,
DHS SO9701DWSG, DHS SO9701DWCMP
List \$699

Overall Dimensions
27"W x 28"D x 43.5-47"H

Seat Dimensions
24" W x 19"D x 19.5-23"H

Stocked in Black and Oxblood Vinyl with Mahogany Finish
or Denim Blue, Champagne Velvet, Slate Grey Fabric with Driftwood Frame.

A | B | C | D | E

▶ Harrison / High Back Executive Swivel

DHS278
List \$1,179

Overall Dimensions
27.75"W x 34.5"D x 43-46"H

Seat Dimensions
19.5" W x 18.5"D x 19.5-22.5"H

Stocked in Black Vinyl with
Mahogany Finish

A | B | C | D | E



▶ Harrison / High Back Executive Swivel in Fabric

DHS SO278DWGY
List \$1,179

Overall Dimensions
27.5"W x 34.5"D x 43-46"H

Seat Dimensions
19.5" W x 18.5"D x 19.5-22.5"H

A | B | C | D | E



▲ **Montgomery / Guest Chair**

DHS271

List \$399

Overall Dimensions

24"W x 26"D x 31"H

Seat Dimensions

22" W x 21"D x 18.5"H

Stocked in Black and Oxblood Vinyl with Mahogany Finish.



▲ **Montgomery / Guest Chair in Fabric**

DHS SO271DWGY

List \$399

Overall Dimensions

19"W x 22"D x 35.5"H

Seat Dimensions

▶ **Montgomery / Guest Chair with Casters**

DHS272

List \$429

Overall Dimensions

24"W x 26"D x 31"H

Seat Dimensions

22" W x 21"D x 18.5"H

Stocked in Black and Oxblood Vinyl with Mahogany Finish.



▶ **Montgomery / Guest Chair with Casters in Fabric**

DHS SO272DWGY

List \$429

Overall Dimensions

19"W x 22"D x 35.5"H

Seat Dimensions

18.5"W x 17"D x 17.25"H



◀ **Caldwell / Guest Chair**

DHS9709

List \$499

Overall Dimensions

25"W x 28.5"D x 35.5"H

Seat Dimensions

20" W x 19"D x 18"H

Stocked in Black and Oxblood Vinyl with Mahogany Finish.



Garrison / H Model

XSL13133BLK
List \$499

Overall Dimensions
27"W x 25.5"D x 39-42"H

Seat Dimensions
21" W x 19.25"D x 119.75-23"H

Stocked with mesh back and black fabric seat.

A | B | C | E | R

Garrison Series

These two horizontal mesh back task chairs are designed with comfort and ease in mind. Both models feature Synchro-Tilt Mechanism. This allows the backrest and seat to tilt in unison. The back tilts more than the seat and is also tension adjustable. These chairs also feature adjustable arms and a pneumatic gas lift that allows for easy adjustable height and a weight limit of 275 lbs. It is the perfect chair for most everybody.

Optional seat covers are available to change the seat color.



Garrison / T Model

XSL13133GYBLK
List \$499

Overall Dimensions
27"W x 25.5"D x 39-42"H

Seat Dimensions
21" W x 19.25"D x 119.75-23"H

Stocked with mesh back and black fabric seat.

A | B | C | E | R

Seat Cover Color Options:

XSLCOVER
List \$29





Cool Mesh Series

If your work has you adjusting to different tasks throughout the day then Cool Mesh is the seating series for you. Whether you choose task or executive seating, Cool Mesh's easy flow architecture, its multi function adjustment capability and outstanding support come together to address all your comfort needs.

Other features include mesh back to encourage full body contact and pneumatic height adjustment. Greenguard Certified. Limited Lifetime Warranty.

► Cool Mesh / Pro Multi-Function High Back with Adjustable Lumbar Support and Ratchet Back Height Adjustment

8114S
List \$899

Overall Dimensions
27"W x 27"D x 41.25-45"H

Seat Dimensions
21" W x 19.25"D x 19.75-23"H

Stocked in Light Gray Mesh with White Frame and Orange, Green, Red, Blue, Burgundy, Basil or Black Fabric Seat.

A | B | C | D | E | F | K | L | M | N | O | P | Q | S



SEATING OPTIONS:

For Cool Mesh chair models: 8114S, 8014S, 8054S, 7754S, 7704S, 7701, 7621ACM, and 7854S
All fabric and leather seats come with molded foam for added comfort and longer lifespan.



Navy
7700F



Orange
7700F



Red
7700F



Lime Green
7700F



Black
7700F



Celestial Blue
7700F



Burgundy
7700F



Basil
7700F



Bonded Leather Seat
7700BL
(add to List \$70)



Mesh Seat
7700M
(add to List \$50)



Cool Mesh Pro Series

The Cool Mesh Pro's easy flow architecture, its multi function adjustment capability and outstanding support come together to address all your comfort needs.

Height and width adjustable arms featuring 'ever-soft' padding

Back angle adjustments

Seat Slider

Forward tilt lock for keyboarding convenience

Pneumatic height adjustment

Tilt lock mechanism to adjust angle of seat or for EZ tilt lock feature

Tension control

► Cool Mesh / Pro Multi-Function High Back with Adjustable Lumbar Support and Ratchet Back Height Adjustment

8014S
List \$729

Overall Dimensions

27.25"W x 26.25"D x 41-44.5"H

Seat Dimensions

21" W x 19"D x 19.25-22.75"H

Stocked in Black Mesh with Orange, Green, Red, Blue, Basil, Burgundy or Black Fabric Seat with Black Nylon Base.

A | B | C | D | E | F | K



Optional
Headrest
7000HR

List \$64



◀ Cool Mesh / Pro Multi-Function Task with Ratchet Back Height Adjustment

8054S
List \$659

Overall Dimensions

27.25"W x 26.5"D x 37.75-41.25"H

Seat Dimensions

21" W x 19"D x 19.25-22.75"H

Stocked in Black Mesh with Orange, Green, Red, Blue, Basil, Burgundy or Black Fabric Seat with Black Nylon Base.





◀ **Cool Mesh /
Multi-Function
High Back**

7704S
List \$659

Overall Dimensions
26.5"W x 26.5"D x 40.5-44"H

Seat Dimensions
21" W x 19.75"D x 17.25-21"H

*Stocked in Black Mesh with Orange,
Green, Red, Blue, Basil, Burgundy or
Black Fabric Seat with Black Nylon Base.*

A | B | C | D | E
F | K | M | P | Q | S



▲ **Optional
Headrest
7000HR**
List \$64



▶ **Cool Mesh /
Multi-Function
Task**

7754S
List \$619

Overall Dimensions
26.5"W x 27.25"D x 35.75-39.5"H

Seat Dimensions
21" W x 19.75"D x 18.5-22"H

*Stocked in Black Mesh with Orange, Green,
Red, Blue, Basil, Burgundy or Black Fabric
Seat with Black Nylon Base.*

A | B | C | D | E | F
K | L | M | P | Q | S





◀ Cool Mesh / Synchro High Back

7701
List \$609

Overall Dimensions
25.5"W x 24"D x 41.25"-45"H

Seat Dimensions
21" W x 19.75"D x 19-22.5"H

Stocked in Black Mesh with Orange, Green, Red, Blue, Basil, Burgundy or Black Fabric Seat with Black Nylon Base.

A | B | C | D | E | I | N | S



▲ **Optional Headrest 7000HR**
List \$64

▶ Cool Mesh / Basic Task

7621ACM
List \$479

Overall Dimensions
25"W x 24"D x 36-41"H

Seat Dimensions
19.75" W x 18.5"D x 18-21.75"H

Stocked in Black Mesh with Orange, Green, Red, Blue, Basil, Burgundy or Black Fabric Seat with Black Nylon Base.

A | B | C | D | E | I | L | S





◀ Titan / Mesh High Back

88222A
List \$1,029

Overall Dimensions
27.75"W x 24.25"D x 47-52"H

Seat Dimensions
17.75" W x 16.25"D x 18.5-20.5"H

Stocked in Charcoal Gray Fabric Seat with Gray Mesh Back and Aluminum Base.

Bold, Eclectic, Refreshing. The new Titan seating series by Performance embodies a design and comfort level that is appealing to any office workspace. Titan seating is backed by a Limited Lifetime Warranty.

A | B | C | D | E | I | Q | S



▶ Metropolitan / Mesh High Back

44021ABLK
List \$499

Overall Dimensions
24"W x 28"D x 38-43"H

Seat Dimensions
19.5" W x 19"D x 18-23"H

Stocked in Black mesh back, Black Base, with optional Black, Grey, Black w/ White loop, White w/ Black loop Seat.

A | B | C | D | E | R



Seat Color Options:

21SEATBLKWHT
21SEATGRY
21SEATWHTBLK
List \$110



Black/White Hoop

Black



Grey

White/Black Hoop

Marics Series



▶ Marics / Mid Back

20621
List \$799


Overall Dimensions
24"W x 28"D x 38-43"H

Seat Dimensions
19.5" W x 19"D x 18-23"H

Available in Black/Grey, White/Brown, or White/Blue

A | B | C | D | E | R

Fabric Colors: For 20621 only



▶ Marics / Stool

20625BLK/GRY
List \$859

Overall Dimensions
24"W x 28"D x 38-43"H

Seat Dimensions
19.5" W x 19"D x 18-23"H

A | B | C | D | E | R



◀ Marics / Guest Chair

20624BLK/GRY
List \$779

Overall Dimensions
24"W x 28"D x 38-43"H

Seat Dimensions
19.5" W x 19"D x 18-23"H

A | B | C | D | E | R





Aster Collection

With the Aster Collection, you get both comfort and style, with the mesh guest chairs. This collection offers you both a stationary or mobile mesh chair option, with a black frame.



◀ Aster / Mesh Back Guest Chair

21628
List \$549

Overall Dimensions
25"W x 25"D x 38.5-42"H

Seat Dimensions
19"W x 18.5"D x 18.5-22"H

Black or Silver Mesh on Black Frame.

A | B | C | D | E



◀ Aster / Mesh Back Chair

21621
List \$559

Overall Dimensions
25"W x 25"D x 38.5-42"H

Seat Dimensions
19"W x 19.5"D x 18.5-22"H

Black or Silver Mesh on Black Frame.

A | B | C | D | E



◀ Evans / Mesh Back Flip Arm Task Chair

XLSO13553
List \$456

Overall Dimensions
27"W x 27"D x 41-44"H

Seat Dimensions
20.5"W x 20"D x 20-23"H

Stocked in Black Mesh Back with Black Mesh Seat.

A | B | C | D | E | O



◀ Kelly / Multi-Function Mesh Chair

XLSO13777
List \$1,389

Overall Dimensions
27"W x 27"D x 39-44"H

Seat Dimensions
18"W x 20"D x 18-21"H

Black Mesh Back with Black Mesh Seat.

A | B | C | D | E | I | Q

▶ Hays / Mesh Back Titler Chair

XLSO12813
List \$349

Overall Dimensions
25"W x 25"D x 38.5-42"H

Seat Dimensions
19"W x 18.5"D x 18.5-22"H

Black Mesh Back with Black Mesh Seat.

A | B | C | D | E





◀ **Wise / Mesh Back Task Chair**

XSL1149
List \$299


Overall Dimensions
17.75"W x 18.75"H x 35.5-39.25"H

Seat Dimensions
19.5"W x 18.5"D x 17.75-21.25"H

Stocked in Black, Red, Blue, Green and Purple Mesh with Fabric Seat.

A | B | C | D | E

Wise Fabric Options:



▶ **Hughes / Swivel Mesh Fixed Arm Task Chair**

XSL6061
List \$413

Overall Dimensions
24.25"D x 25.75" W x 35.5-38.5"H

Seat Dimensions
18"D x 17.75" W x 17.75-20.5"H

Stocked in Black Mesh with Fabric Seat.

A | B | C | D | E



◀ **Watson / Swivel Mesh Task Chair with Arms**

XSL6081
List \$389

Overall Dimensions
24.25"D x 25.75" W x 34.25-38"H

Seat Dimensions
19.25"W x 18.25"D x 17.5-21.25"H

Stocked in Black Mesh with Fabric Seat.

A | B | C | D | E



▲ **Wingo / Mid Back
Transparent Black
Mesh Ex. Swivel with
Melrose Gold Frame**

XLSO17603
List \$649

Overall Dimensions
13"-24.5"W x 22"D x 39"-41"H

Seat Dimensions
19"W x 19"D x 20-23"H

Available in Black Fabric

A | B | C | D | E | I



◀ **Bryant II / Swivel
Mesh Task Chair
with Arms**

XSL12047
List \$629

Overall Dimensions
27"W x 27"D x 39-42"H

*Back: Breathable Premium Mesh
Seat: Serenesoft Fabric Seat*

A | B | C | D | E | F | L | R

▶ **Rocket / Mid
Back Black Mesh
Ergonomic
Task Chair with
Leather Seat**

XLSO11M
List \$395

Overall Dimensions
24.5"W x 25.5"D x 37.5"-41.25"H

Seat Dimensions
20.25"W x 19"D x 17.25-20.75"H

Available in Black, Blue, Red, and Gray Leather

A | B | C | D | E



◀ **Zippo / High
Back Designer
Black Mesh
Ex. Swivel
Ergonomic
Chair with Black
Leather Seat**

XLSO1613
List \$449

Overall Dimensions
25.75"W x 25"D x 39"-42.75"H

Seat Dimensions
21"W x 20"D x 17.5-21.75"H

*Available in Black, Blue, Red,
and Gray Leather*

A | B | C | D | E | R





▶ **Brock / Conference Swivel Arm Chair**

XSL388
List \$349

Overall Dimensions
25"W x 29"D x 37-41"H

Seat Dimensions
20"W x 20"D x 17-20"H

Black Mesh Back with Black Fabric Seat.

A | B | C | D | E



▲ **Milo / Task Arm Chair Black Mesh**

XSL6023
List \$348

Overall Dimensions
25.25"D x 25.25"W x 33.75"-37.50"H

Seat Dimensions
18.25"W x 16.5"D x 16.5-20"H

Black Mesh Back with Black Fabric Seat.

A | B | C | D | E

▼ **Logan / Guest Arm Chair with Cantilever Sled Base**

25128 BLK
List \$339

Overall Dimensions
24"W x 23.5"D x 37"H

Seat Dimensions
19"W x 18"D x 18.5"H

Stocked in Black Fabric Seat with Black Mesh Back.



◀ **Logan / Midback Executive Swivel Chair**

25101 BLK
List \$379

Overall Dimensions
24"W x 23.5"D x 17.5"-22.5"H

Seat Dimensions
19.5"W x 17"D x 17.5-22.5"H

Stocked in Black Fabric Seat with Black Mesh Back.

A | B | C | D | E





◀ Baker / Basic Task

3421
List \$389

Overall Dimensions
23.5"W x 20.75"D x 38.5-42.5"H

Seat Dimensions
19.75"W x 19"D x 18.5-22.5"H

Stocked in Black, Blue or Red Mesh with Black Fabric Seat. Fixed T-Arm.

A | B | C | D | E



▲ Spice / Mid Back Synchro-Tilt

7854
List \$495

Overall Dimensions
26.5"W x 25.5"D x 36.5-40.25"H

Seat Dimensions
20.5"W x 19.25"D x 18.5-22"H

Stocked in Black Mesh with Black Fabric Seat.

A | B | C | D | E | I | S



▲ Spice Guest Chair
7804G
List \$349

See page 132

◀ Value / Mesh Basic Task

8501
List \$309

Overall Dimensions
24"W x 24"D x 35-39.75"H

Seat Dimensions
19.75"W x 18"D x 17-22"H

Stocked in Black, Green & Blue Mesh back with Black Fabric seat.

A | B | C

Optional 311AK
List \$100

Height/width Adjustable T-Arm

| S |

▶ Cool Mesh / Basic Task Chair

7621A BLK
List \$439

Overall Dimensions
26.25"W x 25.5"D x 36-39.25"H

Seat Dimensions
19.75"W x 18.5"D x 18-21.75"H

Stocked in Black Fabric Seat with Black Mesh Back. Pneumatic Seat Height Adjustment.

A | B | C | D | I | L | R



► **Entice / Multi-Function High Back**

8456A BLK
List \$659

Overall Dimensions
27.25"W x 25.75"D x 41-45"H

Seat Dimensions
21"W x 19.75"D x 17.75-22"H

Stocked in Black Fabric.

A | B | C | D | E | F
K | L | M | P | Q | S



▲ **Casey / Deluxe Task Chair in Bonded Leather**

XSL316 BLK
List \$255

Overall Dimensions
25"W x 25"D x 34.5-39.5"H

Seat Dimensions
19.25"W x 16"D x 19-24"H

Stocked in Black Bonded Leather.

A | B | L

► **Casey / Deluxe Task Chair in Fabric**

XSL217 BLK
List \$239

Overall Dimensions
25"W x 25"D x 34.5-39.5"H

Seat Dimensions
19.25"W x 16"D x 19-24"H

Stocked in Black Fabric.

A | B | L



▲ **Optional XSLJARM**
List \$120

Both Shown with Height Adjustable T-Arm

| R |





◀ Baker / Stool with Adjustable Footring

3451
List \$549

Overall Dimensions
23.5"W x 21"D x 37.5-49.25"H

Seat Dimensions
19.75"W x 19"D x 15.75-27.5"H

Stocked in Black, Blue & Red Mesh back with Black Fabric seat.

A | B | C | D | E



▶ Spice / Drafting Chair

7851
List \$489

Overall Dimensions
25.5"W x 25.5"D x 42-51.25"H

Seat Dimensions
20.5"W x 19.25"D x 24-33"H

Features metal foot ring and base. Stocked in Black.

A | B | C | D | E

Optional
311AK
List \$100

Height/width Adjustable T-Arm



◀ Value / Mesh Stool with Adjustable Footring

8501/100SK
List \$389

Overall Dimensions
25.25"W x 25.25"D x 43.75-48.75"H

Seat Dimensions
19.75"W x 19.75"D x 25.5-30.75"H

Stocked in Black Mesh back with Black Fabric seat. Mesh back with Black Fabric seat.

A | B | L

Optional
311AK
List \$100

Height/width Adjustable T-Arm

▶ Casey / Stool with Adjustable Foot Ring

XSL316/DFR
List \$340

Overall Dimensions
25"W x 25"D x 44.5-49.5"H

Seat Dimensions
19.25"W x 16"D x 26.5-31.5"H

Stocked in Black Bonded Leather

A | B | D | I | L | R



◀ **Optional**
XSLJARM
List \$120

Height/width Adjustable T-Arm

How to Use This Chair Functions Guide

Use this guide to help you find the perfect fit for your office seating needs. While browsing through pages 104 - 128 you will see each chair has a series of letters under the description that corresponds to this seating guide. You spend a lot of time in your office chair, so why not make it as comfortable as possible.



A **Pneumatic Seat Height**
Adjusts "up and down" seat height relative to the floor.



B **360-Degree Swivel**
Allows seat "rotation" in a full circle.



C **Swivel/Tilt Control**
Places the "pivot point directly above the base center" and allows the user to lean back in a seated position.



D **Tilt-Lock**
"Locks seat and back" in an upright position.



E **Tilt-Tension**
Allows user to adjust "resistance" with which chair reclines or tilts.



F **Back Lock**
Allows user to select and "lock a particular back angle."



G **Mid-Point Control**
Allows user to recline at a more natural angle than the traditional tilt control. "Pivot point of chair is positioned slightly forward" toward the front of the seat.



H **Knee-Tilt Control**
Allows user to fully recline while keeping feet comfortably on the floor. "Pivot point is placed near the front of the seat."



I **Synchronous Control**
Automatically "adjusts seat and back angle while maintaining a 2:1 recline ratio", providing optimum back support and minimal seat rise.



J **Articulating Seat & Back**
"Adjusts seat & back angle independently" with a single lever.



K **Adjustable Seat & Back**
Allows user to "adjust and lock seat and back angle" of chair independently of each other.



L **Back Height Adjustment**
Allows user to "adjust back up and down" for proper positioning of lumbar.



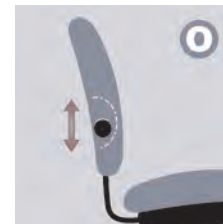
High Performance Control

Includes "swivel/tilt with tension control, independently adjustable seat and back angle with infinite lock (any position) and forward pitch control."



Back Depth Adjustment

Allows user to "adjust back in and out" for additional seat depth.



Lumbar Adjustment

Allows user to "custom fit chair by adjusting lumbar" for optimum support and comfort.



Forward Seat Tilt

Allows user to "tilt seat forward" for optimum comfort while doing intensive forward oriented tasks.



Sliding Seat

Allows seat to move "forward and back" or to be locked in a desired position.



Height-Adjustable Arms

Allows user to "adjust arms up and down" within a set range to accommodate a variety of tasks.



Height/Width Adj. Arms

Allows user to "adjust arms up and down, or in and out" within a set range to accommodate a variety of tasks.



Soft Wheel Casters for hard surfaced floors. Available for most chairs.
SOFTCASTERS
List \$27 per set



Designer Nesting Chairs

Our Nesting chairs are a great space-saving solution for boardrooms and classrooms. In addition to their contemporary look, they are built with quality materials, and are made to last. Greenguard Certified. Limited Lifetime Warranty.



Agenda Nesting Chair without Arms

3274T
List \$335

Overall Dimensions
22.5"W x 23.5"D x 34"H

Seat Dimensions
18.75"W x 19.25"D x 19.25"H

Stocked in Black Back with Orange, Green, Red, Blue or Black Fabric Seat on a Titanium Frame.



Agenda Nesting Chair with Arms

3294T
List \$367

Overall Dimensions
24.5"W x 23.5"D x 34"H

Seat Dimensions
18.75"W x 19.25"D x 19.25"H

Stocked in Black Back with Orange, Green, Red, Blue or Black Fabric Seat on a Titanium Frame.

Cool Mesh Pro Nesting Guest Chair

8094T
List \$441

Overall Dimensions
24.5"W x 23.5"D x 38.25"H

Seat Dimensions
18.5"W x 19.25"D x 19"H

Stocked in Black Mesh Back with Orange, Green, Red, Blue or Black Fabric Seat on a Titanium Frame.



SEATING OPTIONS:

94SEAT: For models: 3294T, 3274T, 8094T

All fabric and leather seats come with molded foam for added comfort and longer lifespan.



54SEAT: For models: 5464, 5484

*See page 131.



Pissarro Nesting Series

Contemporary nesting seating with a modern flair is perfect for guest, boardrooms and educational environments. Coordinates with all Performance seating. Greenguard Certified. Limited Lifetime Warranty.



Pissarro Nesting Chair with Arms and Tablet

90094T/ARMS/TABLET
List \$709

Overall Dimensions
23.75"W x 26"D x 33.5"H

Seat Dimensions
19"W x 16.25"D x 18.25"H

Stocked in Black Mesh Back with Black Fabric Seat and Titanium frame..



Pissarro Nesting Chair without Arms

90094T
List \$499

Overall Dimensions
23.75"W x 21.5"D x 33.5"H

Seat Dimensions
19"W x 16.25"D x 18.25"H

Chair without Arms.



Pissarro Nesting Chair with Arms

90094T/ARMS
List \$539

Overall Dimensions
23.75"W x 21.5"D x 33.5"H

Seat Dimensions
19"W x 16.25"D x 18.25"H

Features removable arms. Stocked in Black Mesh Back with Black Fabric Seat and Titanium frame.



Ideal Stackable Guest Chair

7944G
List \$409

Overall Dimensions
25.25"W x 25"D x 37.25"H

Seat Dimensions
18.75"W x 18.75"D x 19"H

Stocked in Black Mesh Back with Orange, Green, Red, Blue or Black Fabric; Seat Model No. 79SEAT Seat and Black frame.



Optional
27 2800
List \$20

Casters

Available Colors:



Alan Nesting Chair with Arms

5484
List \$389

Overall Dimensions
20.5"W x 23"D x 35.5"H

Seat Dimensions
17.75"W x 18"D x 19"H

Stocked in Black Back with Black, Grey, Red, Celestial Blue Fabric Seat or a Black PVC on a Black Frame. See page 130 for color swatches.



Alan Nesting Chair without Arms

5464
List \$359

Overall Dimensions
20.5"W x 23"D x 35.5"H

Seat Dimensions
17.75"W x 18"D x 19"H

Stocked in Black Back with Black, Grey, Red, Celestial Blue Fabric Seat or a Black PVC on a BlackFrame. See page 130 for color swatches.



▶ **Spice / Stackable Guest Chair**

7804G
List \$349

Overall Dimensions
25.25"W x 24.5"D x 36.25"H

Seat Dimensions
18"W x 19"D x 18.5"H

Stacked in Black Mesh Back with Black Fabric Seat.

Optional
27 2800
List \$20



Casters



▼ **Sleek / Stackable Chair**

2904TG
List \$329

Overall Dimensions
25.5"W x 24"D x 32.75"H

Seat Dimensions
18.5"W x 19"D x 19"H

Stacked in Black Fabric with Titanium Frame.



Optional
27 2800
List \$20



Casters

▼ **Baker / Stackable Guest Chair with Arms**

3128G
List \$275

Overall Dimensions
22.5"W x 23.25"D x 33.5"H

Stacked in Black Mesh Back with Black Fabric Seat. Shown in Red. Red, blue, and grey seats are optional.



▼ **Baker / Stackable Guest Chair**

3129G
List \$265

Overall Dimensions
22.5"W x 23.25"D x 33.5"H

Seat Dimensions
18.5"W x 18.5"D x 18"H

Stacked in black mesh back with black fabric seat. Shown in Blue. Red, blue and grey seats are optional.




Optional
27 2800
List \$20



Casters

31SEAT Color Options: Available for 3128G and 3129G



▼ **Olson / Guest Chair**

2924
List \$289

Overall Dimensions
21"W x 24.75"D x 35.5"H

Seat Dimensions
18.5"W x 19.25"D x 19"H

Black Mesh Fabric seat with Black Frame Stacks up to 4 high. Some Assembly Required.



▶ **Avery / Side Arm Chair**

XSL13021
List \$309

Overall Dimensions
23.5"W x 24"D x 34.5"H

Seat Dimensions
20"W x 17"D x 19.5"H

Black Soft Leather-Like Vinyl with Black Frame.



▶ **Finley / Side Chair**

XSL1029 BLK
List \$199

Overall Dimensions
24"W x 24"D x 23"H

Seat Dimensions
18"W x 18"D x 18"H

Black Mesh Fabric seat with Black Frame Stacks up to 4 high. Some Assembly Required.



▲ **William / Arm Chair**

XSLSO1239
List \$479

Overall Dimensions
26"W x 27"D x 35.5"H

Seat Dimensions
19"W x 20"D x 19"H

Black Caressoft Leather with Mahogany Legs.



◀ **Diamond / Accent Chair**

XSL SO1059BK
List \$659

Overall Dimensions
25.5"W x 29" D x 28" H

Seat Dimensions
18.5"W x 17"D x 17.25"H

This accent chair features an elegant, contemporary design that can really elevate and provide your space with an upscale look. Accent Chair is beautifully upholstered in plush Black CaressoftPlus, with diamond patterned quilted detail on the back cushion. It sits on Black wood legs that are both sturdy and stylish.



▲ **Bariatric / Guest Seating with Arms**

XSL SO19183BLK

List \$299

Overall Dimensions
25"W x 22"D x 32.5"H

Seat Dimensions
19"W x 19"D x 17"H

Antimicrobial Vinyl Black and Black Frame, with Armless Wall Saver Leg 300 lbs.



▲ **Bariatric / Armless Guest Seating**

XSL SO19191BLK

List \$349

Overall Dimensions
25"W x 22"D x 32.5"H

Seat Dimensions
19"W x 19"D x 17"H

Antimicrobial Vinyl Black and Black Frame, with Arm, Wall Saver Leg 300 lbs.



▶ **Bariatric / Guest Seating with Arms**

XSL 19183WBLK

List \$409

Overall Dimensions
26"W x 22"D x 32.5"H

Seat Dimensions
22"W x 19"D x 18"H

Antimicrobial Vinyl Black and Black Frame, Arm, Wall Saver Leg 400 lbs.



▶ **Bariatric / Armless Guest Seating**

XSL SO19191WBLK

List \$369

Overall Dimensions
26"W x 22"D x 32.5"H

Seat Dimensions
22"W x 19"D x 18"H

Antimicrobial Vinyl Black and Black Frame, Armless, Wall Saver Leg 400 lbs.



◀ **Bariatric / Guest Seating with Arms**

XSL SO19183EWBK

List \$499

Overall Dimensions
32"W x 22"D x 32.5"H

Seat Dimensions
26"W x 19"D x 18"H

Antimicrobial Vinyl Black and Black Frame, Armless, Wall Saver Leg 500 lbs.

▼ **Ashton / Leather**

2748
List \$299

Overall Dimensions
24"W x 25.25"D x 34.5"H

Seat Dimensions
20"W x 19"D x 18"H

Stocked in Black Bonded Leather.



▲ **Ashton / Guest Chair Sled Base**

2708
List \$279

Overall Dimensions
24"W x 25.25"D x 34.5"H

Seat Dimensions
20"W x 19"D x 18"H

Stocked in Black Fabric.

▲ **Capri / Side Chair**

XSL21102
List \$259

Overall Dimensions
23"W x 24.5"D x 34.5"H

Seat Dimensions
20"W x 20"D x 18.5"H

Black Leather-Like Vinyl.



▲ **File / Friend Stool**

XSL421
List \$145

Overall Dimensions
19"W x 25"D x 20"-25"H

Seat Dimensions
16.5"W x 13"D x 20-25"H

Stocked in Black vinyl

A | B



Wood Guest Seating

Stylish wood guest seating for reception areas and private offices. Solid wood construction with fabric and Leathertek seating surfaces.

▼ Wood Guest / Seating with Leathertek

1700L
List \$379

Overall Dimensions
22"W x 23"D x 33"H

Seat Dimensions
19"W x 20.5"D

Wood guest seating – Leathertek



▶ Wood Guest / Seating with Fabric

1700
List \$379

Overall Dimensions
22"W x 23"D x 33"H

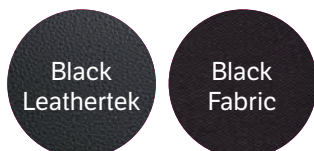
Seat Dimensions
19"W x 20.5"D

Wood guest seating – Fabric



FEATURES:

Upholstery Options:



Available Classic Finishes:





Rudnick Wood Guest Seating

Rudnick has the perfect addition to any office with their side chair options. Available in Cherry and Royal Mahogany frames.

▶ **Truman 2 / Wood Guest Chair with Back and Seat Cushions (shown right)**

Fabric Option:
SOTRUM-2-CHY-BLK, SOTRUM-2-MAH-BLK
 \$579.00

Vinyl Option:
SOTRUM-2V-MAH-VYL, SOTRUM-2V-CHY-VYL
 \$589.00

Comes standard Cherry or Royal Mahogany frame with a black fabric or vinyl back and seat cushion.



▶ **Truman 1 / Wood Guest Chair**

SOTRUM-1-CHY-BLK, SOTRUM-1-MAH-BLK
 \$559.00

Comes standard Cherry or Royal Mahogany frame and black fabric cushion. Custom fabric options available for an upcharge, see below for details.



Finishes Available:



◀ **Gate 1 / Wood Guest Chair**

SOGATE-1-CHY-BLK, SOGATE-1-MAH-BLK
 \$549.00

Comes standard Cherry or Royal Mahogany frame and black fabric cushion. Custom fabric options available for an upcharge, see below for details.



End Table—**SOALP 103**
 \$505.00

Coffee Table—**SOALP 102**
 \$681.00


Call your sales representative for more information.

Seat Fabric Options: Available for use on the Truman 1 and Gate 1 Wood Guest Chairs.

New Hempsted



Fast Lane



Polka



SPECIAL ORDER CUSTOM FABRIC OPTIONS

More fabric options available, call your sales representative for more information.

Fabric Upgrade: \$155.00



161 Collection

Mid Back Metal Armchair Stools

161-26A

Provide a comfortable, yet sophisticated, counter height seating solution for cafe tables and bars, suitable for indoor or outdoor settings. Sold and priced in sets of 4.

MODEL #	DIMENSIONS	LIST
A. SO161-26A-BK-WNT	20.3"W x 22.5"D x 40"H	\$820.00
B. SO161-26A-GM-WNT	20.3"W x 22.5"D x 40"H	\$820.00
C. SO161-26A-WHT-NAT	20.3"W x 22.5"D x 40"H	\$820.00



D. w/ wood top

E.

F.

w/ wood top

G.

w/ wood top

Square Metal Bar Table

161-BT24

Features a galvanized steel frame coupled with a 1" thick wooden tabletop and completed with a footrest that's positioned 11.5" from the floor.

MODEL #	DIMENSIONS	LIST
D. SO161-BT24-BK	24"W x 24"D x 41.5"H	\$425.00 ea.
E. SO161-BT24-GM	24"W x 24"D x 41.5"H	\$425.00 ea.
F. SO161-BT24-GM-WNT	24"W x 24"D x 41.5"H	\$425.00 ea.
G. SO161-BT24-WHT-NAT	24"W x 24"D x 41.5"H	\$425.00 ea.



H.

Metal and Walnut Wood Side Table

161-ST200-BK-WNT

Classically industrial but can tie together pieces from any decor style because of its understated simplicity.

MODEL #	DIMENSIONS	LIST
H. SO161-ST200-BK-WNT	19.7"W x 19.7"D x 17.7"H	\$259.00
I. SO161-ST200-WHT-NAT	19.7"W x 19.7"D x 17.7"H	\$259.00



H.

I.

Finishes:

Black/
Walnut

White/
Natural



161 Collection

30" Square Dining Table

161-T30

This 30" Square Dining Table is a blank slate that pairs perfectly with any chair from the 161 Collection. This industrial table doesn't just look rugged, it weathers the outdoor elements beautifully.

MODEL #	DIMENSIONS	LIST
A. SO161-T30-GM	30"W x 30"D x 30"H	\$450.00
B. SO161-T30-GM-WNT	30"W x 30"D x 30"H	\$450.00
C. SO161-T30-BK-WNT	30"W x 30"D x 30"H	\$450.00
D. SO161-T30-WHT-NAT	30"W x 30"D x 30"H	\$450.00



Adjustable Pub Table with Wood Top and Trumpet Base


161-T3342-BK-WNT

The OFM 161 Collection Industrial Modern Adjustable Pub Table provides a blank canvas that pairs beautifully with any of the stool seating from the 161 Collection. This stool has a trumpet style base and the pub table's height adjusts from 33" to 42" for versatility.

MODEL #	DIMENSIONS	LIST
E. SO161-T3342-BK-WNT	23.5" Round x 33.5 - 43.5" H	\$288.00
F. SO161-T3342-WHT-NAT	23.5" Round x 33.5 - 43.5" H	\$288.00



Finishes:



*All items on this page is available by Special Order.



Evolve Seating

Evolve's contemporary design is ideal as a side or guest chair for conference rooms, cafeterias, cafés or social meeting spaces.



◀ **Evolve / Chair with Arms**
SO1311FB
List \$294 (Grade 1)

Overall Dimensions
 23"W x 18.5"D x 31.5"H
 Available in a wide range of colors.

▶ **Evolve / Bar Height Stool**

SOBR1310FB
List \$455 (Grade 1)

Overall Dimensions
 19"W x 22"D x 45"H
 Available in a wide range of colors.



▶ **Eveleen / Stool**

SOBR5601
List \$699

Overall Dimensions
 22"W x 23"D x 45.6"H
 Synthetic Polymer Seat & Back with 1.5" Aluminum Frame. Corrosion & fade resistant



▶ **Eveleen / Bench**
SOBN5600
List \$873

Overall Dimensions
 47"W x 15"D x 18"H
 Synthetic Polymer Seat & Back with 1.5" Aluminum Frame. Corrosion & fade resistant



▶ **Eveleen / Chair**
SO5601
List \$489

Overall Dimensions
 22"W x 23"D x 33.8"H
 Synthetic Polymer Seat & Back with 1.5" Aluminum Frame. Corrosion & fade resistant



Kool Multi-Use Seating

Create spaces with solid or contrasting pairs of polypropylene backs and seats or opt for your favorite upholstered seats for added flare and comfort. The ergonomic perforated back allows for enhanced circulation and air flow and conforms to your back for maximum comfort.



◀ Kool / Chair with Casters

SOCS2300
List \$416

Overall Dimensions
21.5"W x 21.25"D x 31"H
Available in a wide range of colors.

▶ Kool / Bar Height Stool

SOBR2300
List \$395

Overall Dimensions
21.5"W x 21.25"D x 46.5"H
Available in a wide range of colors.

▶ Kool / Chair

SO2300
List \$265

Overall Dimensions
21.5"W x 21.25"D x 31"H
Available in a wide range of colors.



▶ Kool / 3-Seat Beam

SO2300-Beam-3
List \$1,257

Overall Dimensions
71"W x 22"D x 31"H
Available in a wide range of colors.

Available Colors:





▲ **Julep**
SO2500CH
List \$244

Overall Dimensions
23.75"W x 19"D x 31"H

Seat Dimensions
16"W x 16"D x 17.5"H

*Black, White, Red and Light Blue.
Available by special order!*

Julep Seating

These stackable chairs with chrome frames offer a generous seat with a cut out back and abbreviated elbow rests that boast surprising comfort and flexibility while blending style and quality.



Bleeker Street Wood Shell Chairs

Discover lasting performance in a clearly simple package. Bleeker Street Seating combines cool, minimalist design with high performance materials to bring style and functionality to every space. Offered in a regular-height chair as well as bistro-height with low profile back.



▲ **Bleeker Street Wood / Shell Chair**

198C
List \$295

Overall Dimensions
18.5"W x 22.5"D x 33.5"H

Seat Dimensions
17"W x 17.25"D x 18.5"H

Stocked in White and Modern Walnut on Chrome frame.



◀ **Bleeker Street Wood / Shell Bistro-Height Stool**

ST197
List \$399

Overall Dimensions
19"W x 21"D x 33.5H

Seat Dimensions
15.75"W x 17.25"D x 30"H

Stocked in White and Modern Walnut on Chrome frame.

**Non-Stackable*



◀ **Bleeker Street Wood / Shell Bistro-Height Stool**

ST198
List \$399

Overall Dimensions
19.25"W x 22.25"D x 44.25"H

Seat Dimensions
16"W x 17.25"D x 30"H

Stocked in White and Modern Walnut on Chrome frame.



Stacking and Bar Height Chairs

Multi-purpose stackable seating that is both versatile and economical, Budget Stacking Chairs are an ideal solution for offices, meeting rooms or dining areas. Choose from the series that best suits your needs. All Performance stacking chairs are of heavy duty construction and built to be both functional and comfortable.

▶ Agenda Plus / Stacking Chair

3080
List \$139

Overall Dimensions
21"W x 22.75"D x 32.25"H

Seat Dimensions
18"W x 16.75"D x 17.75"H

Stocked in Black, Light Blue, White and Light Green with Chrome Frame.



▶ Agenda Plus / Bar Height Chair

3085FR/3085SB
List \$239

Overall Dimensions
20"W x 22.75"D x 44"H

Seat Dimensions
18"W x 16.75"D x 30"H

Stocked in Black, Light Blue, White and Light Green with Chrome Frame.

*Non Stacking



◀ Agenda 3084 NEW List \$139

Overall Dimensions
21"W x 22.75"D x 32.25"H

Seat Dimensions
18"W x 16.75"D x 17.75"H

Stocked in Black with Chrome Frame only.

▶ Agenda Plus / Stacking Chair with Arms

3081
List \$169

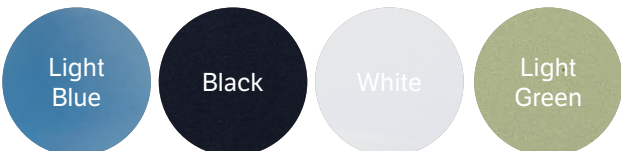
Overall Dimensions
21"W x 22.75"D x 32.25"H

Seat Dimensions
18"W x 16.75"D x 17.75"H

Stocked in Black, Light Blue, White and Light Green with Chrome Frame.



Color Options: Models 3085FR, 3085SB, 3080, and 3081



◀ Agenda Plus / 4-Wheel Dolly

3080D
List \$100

Holds 20-25 3080 chairs.



Stacking and Folding Chairs

Performance folding chairs are designed with strength and durability in mind. All feature reinforced tubular steel frame with powder coat metal finish, nonmarring floor glides and fold flat for easy handling and storage.



Steel Folding Chair with Padded Seat and Plastic Back

1321BLKSIL
List \$125

Overall Dimensions
19"W x 22"D x 35.5"H

Seat Dimensions
18.5"W x 17"D x 17.25"H

Stocked in Black Fabric Seat with Charcoal Frame.

Stack Chair

XSL3011BLSV
List \$139

Overall Dimensions
17.5"W x 19.5"D x 33.5"H

Seat Dimensions
16"W x 14.5"D x 18"H

Black Vinyl seat with Silver Vein Black Frame. Stacks up to 16 high.



Metal Folding Chair

XSL SO2171
List \$75 ea.

Overall Dimensions
18.5"W x 19"D x 30"H

Seat Dimensions
15.75"W x 15.75"D x 17.5"H

Powder coat frame. Double hinged and double braced. Padded seat & back.

Boxed and sold 4 per carton.
Carton of 4 List: \$300

Special Order in: Beige, Black, Burgundy and Navy



Folding Chair

XSL SO619
List \$70 ea.

Overall Dimensions
18.5"W x 19"D x 30"H

Seat Dimensions
15.75"W x 15.75"D x 16.5"H

Triple brace and double hinged.

Boxed and sold 4 per carton.
Carton of 4 List: \$280

Special Order in: Red, Grey, Beige and Black



Metal Folding Chair

XSL SO2173
List \$70 ea.

Overall Dimensions
18.5"W x 20"D x 29.25"H

Seat Dimensions
15.5"W x 16"D x 17.25"H

Triple braced and double hinged metal folding chair.

Boxed and sold 4 per carton.
Carton of 4 List: \$280

Special Order in: Orange, Purple, Pink, Fushia, Blue, Citron and Coral.



Folding Chair Dolly

SOFCDRA51
List \$665

35"W x 66"D x 75"H

Holds up 50-84 Model #2171, 2165 or 1621 chairs



Folding Chair Dolly

XSL SO619-15
List \$459

19.25"W x 75.5"D x 40"H

Vertical Storage Folding Chair Dolly; 35 Chair Capacity; Weight Capacity 900lbs.



Folding Chair Dolly

XSL SO619-50
List \$625

19.5"W x 105"D x 40.25"H

Vertical Storage Folding Chair Dolly; 50 Chair Capacity; Weight Capacity 900lbs.

Blow Molded Folding Tables are strong, durable and light weight. Perfect for outdoors or indoors, constructed of durable plastic that will not chip, crack or warp. Surface resists stains and cleans with mild dish soap. Legs and support structure are powder coated heavy gauge. The tables are 40% lighter than comparable wood tables. Available in Pebble White Top with Charcoal Legs.

FEATURES:

- Light weight sleek design
- Powder coated tubular frame
- Meets or exceeds test BIFMA & MTL standards



A. MODEL #	DIMENSIONS	LIST
SOFBM1860	18" x 60" x 29"H	\$189.00
FBM1872	18" x 72" x 29"H	\$199.00
SOFBM1896	18" x 96" x 29"H	\$259.00

B. MODEL #	DIMENSIONS	LIST
FBM2448	24" x 48" x 29"H	\$178.00

C. MODEL #	DIMENSIONS	LIST
SOFBM3060	24" x 48" x 29"H	\$179.00
FBM3072	30" x 72" x 29"H	\$251.00
FBM3096	30" x 96" x 29"H	\$346.00

D. MODEL #	DIMENSIONS	LIST
SOFBM3072FH	30" x 72" x 29"H	\$255.00
SOFBM3096F	30" x 96" x 29"H	\$349.00

E. MODEL #	DIMENSIONS	LIST
SOFBM3072ADJ	30" x 72" x 24.5-32"H	\$299.00

F. MODEL #	DIMENSIONS	LIST
SOFBM48R	48"R x 29"H	\$239.00
FBM60R	60"R x 29"H	\$441.00
SOFBM72R	72"R x 29"H	\$685.00

G. MODEL #	DIMENSIONS	LIST
SOFBMRTDOLLY	Holds up to 10 round tables up to 60" diameter	\$499.00

H. MODEL #	DIMENSIONS	LIST
SOFBMDOLLY	Holds up to 10 tables	\$553.00





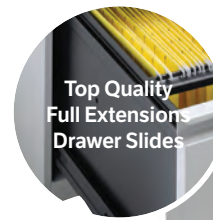
FILES + STORAGE

Hirsh's commercial grade filing products offer premium features and unmatched value. With added functionality and ergonomic design, these cabinets are welcome additions to any office. All of our cabinets are built of steel and feature ball-bearing slides providing a long-lasting and durable product made for high-volume, daily use. Hirsh's broad line of file cabinets include vertical, lateral and pedestal files. Affordable prices make these filing products a great value and smart choice.



Premium Mobile Pedestals

All drawers on easy rolling ball-bearing suspension. Heavy gauge steel. Locking drawers. Attractive full pull handles. Double wall fronts. Full suspension file drawers. Meets ANSI / BIFMA Specifications. 15-year Limited Warranty.



Top Quality Full Extensions Drawer Slides

Locking File/File Pedestal with Glides

CPSFF
List \$570

Overall Dimensions
15"W x 22"D x 26.5"H



Optional Locking Caster

CPPCASTERS
List \$31

Optional locking casters for CPSFF, CPSBBF, and CMPBF

Box/File Hanger Bracket w/ USB Silver

CMPHBUSBSIL, CMPHBUSBBLK
List \$173

*Needed to install pedestal



Box/File Pedestal Silver

CMPBFBLK, CMPBFSIL
List \$446

Overall Dimensions
10"W x 19"D x 18"H



Locking Box/Box/File Pedestal with Glides

CPSBBF
List \$570

Overall Dimensions
15"W x 22"D x 26.5"H



Cushions for Metal Pedestals

PLCUSH1522
List \$143

Fabrics Available Below.



Mobile Locking Box/File Pedestal

CPPBF
List \$462


Includes Casters

Overall Dimensions
15"W x 22"D x 22"H



FINISHES:

Available Fabrics for PLCUSH1522:



Available Finishes for the CPSFF, CPSBBF & CPPBF



Classic Mobile Pedestals

3 mil PVC Tough Edge on all exposed edges. Choice of laminate finishes. Top quality Steel Ball Bearing Drawer Slides. Flared drawer pulls for an enhanced look. Core removable locks. Fits under most desks. Accommodates letter & legal files. Casters included.



▲ Locking Mobile Box/Box/File Pedestal

PL148
List \$665

Overall Dimensions
16"W x 22"D x 28.5"H

▶ Locking Mobile File/File Pedestal

PL149
List \$696

Overall Dimensions
16"W x 22"D x 28.5"H



▶ Locking Mobile Box/File Pedestal

PL1007
List \$566

Overall Dimensions
16"W x 22"D x 22.5"H



FINISHES:

Available Finishes:



Not all finishes are available on each pedestal, please call for details.

Handle Options:



PLPULLHLBLK
List \$29

Black—standard on Cherry, Mahogany, Maple and Honey. Optional on all other finishes.



PLPULLHLNI
List \$29

Nickel—standard on Espresso, Modern Walnut, Newport Gray and White. Optional on all other finishes.



PLPULLRSI
List \$34

Rectangular Drawer Pulls Optional on all finishes.



PLPULLA
Black List \$20
Silver List \$20

Angle Drawer Pull available in Black and Silver



PLPULLCYL
Black List \$20
Silver List \$20

Cylinder Drawer Pull available in Black and Silver

Vertical Letter and Legal Files

Heavy-duty, three-piece, precision steel ball bearing slide suspension. High side drawers for hanging folders. Heavy-duty steel construction. Aluminum handles and label holders. Spring action thumb latches. Steel follower blocks. Core removable lock. Meets or exceeds ANSI/BIFMA standards. Lifetime Limited Warranty.

2 Drawer Letter with Lock 15" Wide

		List
MF1162 BLK	15"W x 25"D x 28.38"H	\$305.00
MF1162 PTY	15"W x 25"D x 28.38"H	\$305.00
MF1162 LGY	15"W x 25"D x 28.38"H	\$305.00

2 Drawer Legal with Lock 18" Wide

		List
MF1172 BLK	18"W x 25"D x 28.38"H	\$329.00
MF1172 PTY	18"W x 25"D x 28.38"H	\$329.00
MF1172 LGY	18"W x 25"D x 28.38"H	\$329.00

4 Drawer Letter with Lock 15" Wide

		List
MF1164 BLK	15"W x 25"D x 52"H	\$519.00
MF1164 PTY	15"W x 25"D x 52"H	\$519.00
MF1164 LGY	15"W x 25"D x 52"H	\$519.00

4 Drawer Legal with Lock 18" Wide

		List
MF1174 BLK	18"W x 25"D x 52"H	\$535.00
MF1174 PTY	18"W x 25"D x 52"H	\$535.00
MF1174 LGY	18"W x 25"D x 52"H	\$535.00

5 Drawer Letter with Lock 15" Wide

		List
MF2265 BLK	15"W x 26.5"D x 61.38"H	\$755.00
MF2265 PTY	15"W x 26.5"D x 61.38"H	\$755.00
MF2265 LGY	15"W x 26.5"D x 61.38"H	\$755.00

5 Drawer Legal with Lock 18" Wide

		List
MF2275 BLK	18"W x 26.5"D x 61.38"H	\$799.00
MF2275 PTY	18"W x 26.5"D x 61.38"H	\$799.00
MF2275 LGY	18"W x 26.5"D x 61.38"H	\$799.00



Available Finishes:

Putty

Black

Light Gray

Premium Mobile Pedestals

High-side drawers accept hanging file folders, eliminating the need for additional accessories. All drawers feature full extension ball-bearing slides. Hidden casters provide a clean, integrated appearance. Counterweights included for added stability. Made with 30% recycled material. Meets or exceeds ANSI/BIFMA standards. Limited Lifetime Warranty.



2-Drawer Mobile Locking File/File Pedestal

2012
List \$399

Overall Dimensions
15"W x 19.88"D x 27.75"H



3-Drawer Mobile Locking Box/Box/File Pedestal

2013
List \$419

Overall Dimensions
15"W x 19.88"D x 27.75"H

Available Finishes:

Putty

Black

Light Gray

Charcoal



Welded Storage Cabinet

Welded steel construction with powder coat finish. Up to 150 lb. capacity per shelf evenly distributed. Single cam locking handle secures doors. Meets ANSI/BIFMA shelf standards. Shipped assembled, except for handle.

A. Three Fixed Shelves

			List
SOVF31301872-05	Dove Grey	30"W x 18"D x 72"H	\$484.70
SOVF31301872-07	Putty	30"W x 18"D x 72"H	\$484.70
SOVF31301872-09	Black	30"W x 18"D x 72"H	\$484.70

B. Four Fixed Shelves

			List
SOVF41361872-05	Dove Grey	36"W x 18"D x 72"H	\$547.95
SOVF41361872-07	Putty	36"W x 18"D x 72"H	\$547.95
SOVF41361872-09	Black	36"W x 18"D x 72"H	\$547.95

Heavy Duty Welded Storage Cabinet

Welded steel construction with powder coat finish. Up to 200 lb. capacity per shelf evenly distributed. Shelves are adjustable in 2" increments. Contemporary recessed handle with secure 3-point locking system. Three sets of hinges on each door. Meets ANSI/BIFMA shelf standards. Shipped assembled, except for lock rod.



C. Two Adjustable Shelves

			List
SOEA2R361842-05	Dove Grey	36"W x 18"D x 42"H	\$501.15
SOEA2R361842-07	Putty	36"W x 18"D x 42"H	\$501.15
SOEA2R361842-09	Black	36"W x 18"D x 42"H	\$501.15


D. Four Adjustable Shelves

			List
SOEA4R361872-05	Dove Grey	36"W x 18"D x 72"H	\$687.75
SOEA4R361872-07	Putty	36"W x 18"D x 72"H	\$687.75
SOEA4R361872-09	Black	36"W x 18"D x 72"H	\$687.75

E. Four Adjustable Shelves (not shown)

			List
SOEA4R362478-05	Dove Grey	36"W x 24"D x 78"H	\$835.50
SOEA4R362478-07	Putty	36"W x 24"D x 78"H	\$835.50
SOEA4R362478-09	Black	36"W x 24"D x 78"H	\$835.50

Available Finishes:



Heavy Duty Mobile Storage Cabinet

Welded steel construction with powder coat finish. Up to 230 lbs. capacity per shelf evenly distributed. Four shelves are adjustable in 2" increments. Contemporary recessed handle with secure 3-point locking system. Three sets of hinges on each door. Includes specially designed heavy duty locking caster base for easy mobility. Meets ANSI/BIFMA shelf standards. Shipped assembled, except for lock rod.



F. Two Adjustable Shelves (not shown)

			List
SOTA4R362472-05	Dove Grey	36"W x 24"D x 78"H	\$1,005.20
SOTA4R362472-07	Putty	36"W x 24"D x 78"H	\$1,005.20
SOTA4R362472-09	Black	36"W x 24"D x 78"H	\$1,005.20

G. Four Adjustable Shelves

			List
SOTA4R462472-05	Dove Grey	46"W x 24"D x 78"H	\$1,256.50
SOTA4R462472-07	Putty	46"W x 24"D x 78"H	\$1,256.50
SOTA4R462472-09	Black	46"W x 24"D x 78"H	\$1,256.50

*Contact your sales representative for more color options

Steel Storage Cabinets

Storage cabinets made by Steel Cabinets USA are designed for commercial and residential use, produced entirely at their factory in Brownsville, Tennessee. Featuring quality American made steel, powder coat paint and heavy duty cartons. Die cast locking handles engage the brace to secure the doors. Plastic glides elevate the cabinet from the floor making it easier to move.



A.

B.

A. Adjustable Shelf Storage Cabinet

LIST

SOAAH-36RB	36"W x 18"D x 72"H	\$532.00
SOAAH-36RBMAG1	36"W x 24"D x 72"H	\$636.00

Metal brace is welded in place to strengthen the sides. Each adjustable shelf has a fabricated stiffener for high load bearing capacity.

B. Fixed Shelf Storage Cabinet

LIST

SOFS-33	33"W X 18"D X 72"H	\$499.00
SOFS-36	36"W X 18"D X 72"H	\$516.00

Reinforced body with maximum carrying capacity for the shelves. Double stiffener on both doors.

C. Combination Cabinet

LIST

SOAF-361	36"W X 18"D X 72"H	\$705.00
----------	--------------------	-----------------

Multipurpose storage. Ample shelf space for records, supplies and tools. Extended space with rod to hang garments, or use for long cleaning equipment and sporting gear.

D. Janitorial Cabinet

LIST

SOJ-318	30"W X 18"D X 72"H	\$568.00
---------	--------------------	-----------------


Designed to organize all your cleaning supplies and equipment.

Available Finishes:



C.

D.



A.

B.

B.

Metal Storage Cabinet

Easy assembly with locking channels that secure the metal panels together then are locked in position with screws. Available in Black and Putty.

A. Storage Cabinet with 4 adjustable shelves

SC723618 36"W x 18"D x 72"H **List \$689.00**
Modern Locking recessed Handle.

B. Storage Cabinet with 2 adjustable shelves

SC423618 36"W X 18"D x 42"H **List \$419.00**
Modern Locking recessed Handle.



A.



B.

Classic Laminate Storage

3 mil PVC Tough Edge on all exposed edges. Choice of laminate finishes. Flared pulls for an enhanced look. Core removable locks. Adjustable shelves.

A. Storage Cabinet 37.25"H

PL152 35.5"W x 22"D x 37.25"H **List \$739.00**

B. Storage Cabinet 29"H

PL113 35.5"W x 22"D x 29"H **List \$549.00**

C. Storage Cabinet 66"H

PL151 35.5"W x 22"D x 66"H **List \$1,220.00**

D. Storage Cabinet 66"H

PL150 18"W x 24"D x 66"H **List \$936.00**

E. Storage Cabinet 65"H

PL207* 35.5"W x 23.5"D x 65"H **List \$1,767.00**

This item is only available in Espresso, Newport Grey, Walnut & White only



C.



D.




E.

Available Finishes: ****Not all items are available in each color finish, Contact your sales representative for details.**



Maple**



Honey



Cherry



Newport
Gray



Aspen**



Espresso



Modern
Walnut



Mahogany



White**



HL8000 Series Lateral Files

Lateral files by Hirsh Industries. Reinforced base construction.

Heavy-duty, threepiece, precision steel ball bearing slide suspension. Baked enamel finish. Letter or legal filing.

Limited lifetime warranty. Meets or exceeds ANSI-BIFMA standards.

2 Drawer with Lock 36" Wide

			List
17450	Putty	36"W x 18.75"D x 28" H	\$799.00
17451	Black	36"W x 18.75"D x 28" H	\$799.00
17452	Light Gray	36"W x 18.75"D x 28" H	\$799.00
17631	Charcoal	36"W x 18.75"D x 28" H	\$799.00

3 Drawer with Lock 36" Wide

			List
17633	Putty	36"W x 18.75"D x 40.5" H	\$1,009.00
17634	Black	36"W x 18.75"D x 40.5" H	\$1,009.00
17635	Light Gray	36"W x 18.75"D x 40.5" H	\$1,009.00
17636	Charcoal	36"W x 18.75"D x 40.5" H	\$1,009.00


4 Drawer with Lock 36" Wide

			List
17453	Putty	36"W x 18.75"D x 52.5" H	\$1,199.00
17454	Black	36"W x 18.75"D x 52.5" H	\$1,199.00
17455	Light Gray	36"W x 18.75"D x 52.5" H	\$1,199.00
17632	Charcoal	36"W x 18.75"D x 52.5" H	\$1,199.00

5 Drawer with Lock 36" Wide

			List
17638	Putty	36"W x 18.75"D x 68" H	\$1,659.00
17639	Black	36"W x 18.75"D x 68" H	\$1,659.00
17640	Light Gray	36"W x 18.75"D x 68" H	\$1,659.00
17641	Charcoal	36"W x 18.75"D x 68" H	\$1,659.00

Available Finishes:



2 Drawer with Lock 42" Wide

			List
17456	Putty	42"W x 18.75"D x 28" H	\$839.00
17457	Black	42"W x 18.75"D x 28" H	\$839.00
17458	Light Gray	42"W x 18.75"D x 28" H	\$839.00
17642	Charcoal	42"W x 18.75"D x 28" H	\$839.00

3 Drawer with Lock 42" Wide

			List
17643	Putty	42"W x 18.75"D x 40.5" H	\$1,069.00
17644	Black	42"W x 18.75"D x 40.5" H	\$1,069.00
17645	Light Gray	42"W x 18.75"D x 40.5" H	\$1,069.00
17646	Charcoal	42"W x 18.75"D x 40.5" H	\$1,069.00

4 Drawer with Lock 42" Wide

			List
17459	Putty	42"W x 18.75"D x 52.5" H	\$1,265.00
17460	Black	42"W x 18.75"D x 52.5" H	\$1,265.00
17461	Light Gray	42"W x 18.75"D x 52.5" H	\$1,265.00
17647	Charcoal	42"W x 18.75"D x 52.5" H	\$1,265.00

5 Drawer with Lock 42" Wide

			List
17648	Putty	42"W x 18.75"D x 68" H	\$1,749.00
17649	Black	42"W x 18.75"D x 68" H	\$1,749.00
17650	Light Gray	42"W x 18.75"D x 68" H	\$1,749.00
17651	Charcoal	42"W x 18.75"D x 68" H	\$1,749.00

Classic Laminate Lateral Files

3 mil PVC Tough Edge on all exposed edges. Choice of laminate finishes. Top quality Steel Ball Bearing Drawer Slides. Flared drawer pulls for an enhanced look. Core removable locks. Accommodates letter and legal files.

▼ 2-Drawer Lateral File 29”H with removable Top

PL112
List \$896

Overall Dimensions
35.5”W x 22”D x 29”H



▼ 4-Drawer Lateral File 54.5”H

PL184
List \$2,547

Overall Dimensions
35.5”W x 22”D x 54.5”H



▼ 3-Drawer Lateral File 42”H with removable Top

PL183
List \$2,079

Overall Dimensions
35.5”W x 22”D x 42”H



◀ Combo Lateral File


PL114
List \$994

Overall Dimensions
31”W x 22”D x 29”H



** Lateral Files should be used with hanging file folders. Not intended for storage.*

Available Finishes: ** Aspen, White & Maple is only available on the PL112 & PL114



Bookcases

Performance Heavy Duty Bookcases feature commercial grade, laminated shelving and matching finished solid backs for heavy duty use.

30”H Bookcase (1 Adjustable, 1 Fixed Shelves) LIST

PL154 32”W x 14”D x 30”H **\$257.00**

48”H Bookcase (3 Adjustable, 1 Fixed Shelves) LIST

PL155 32”W x 14”D x 48”H **\$335.00**

71”H Bookcase (4 Adjustable, 2 Fixed Shelves) LIST

PL156 32”W x 14”D x 71”H **\$481.00**

Extras LIST

PL156SHELF Extra shelf **\$62**
PLBCDK Bookcase door kit with Lock **\$177**
32”W x 28”H List



NEW 30”H Bookcase – 36”W (1 Adjustable, 1 Fixed Shelves) LIST

PL164 36”W x 14”D x 30”H **\$349.00**

NEW 66”H Bookcase – 36”W (3 Adjustable, 1 Fixed Shelves) LIST

PL168 36”W x 14”D 66”H **\$659.00**

30”H Corner Bookcase (1 Adjustable Shelf) LIST

PL160 24”W x 24”D x 30”H **\$505.00**

36”H Corner Bookcase (2 Adjustable, 1 Fixed Shelves) LIST

PL161 15”W x 15”D x 36”H **\$364.00**



NEW 66”H Corner Bookcase (3 Adjustable, 1 Fixed Shelves) LIST

PL162 15”W x 15”D x 66”H **\$467.00**

Note: 1” Thick top, end panels & shelves

*Performance Heavy Duty Bookcases feature commercial grade, laminated shelving and matching finished solid backs for heavy duty use.

Available Finishes: **PL160, PL161 & PL162 is not available in the white finish.



Sandusky Metal Bookcases

Fully adjustable shelves adjust on 1" centers plus raised bottom shelf. Welded steel construction. Powder coat finish. Shipped assembled. Greenguard Certified.



9 custom color finishes available by Special Order. Call for Pricing.



2 Shelf Bookcase (1 Adjustable Shelf)

		LIST
SOBA10 341230	34.5"W x 13"D x 30"H	\$228.60
SOBA10 361830	36"W x 18"D x 30"H	\$305.95

3 Shelf Bookcase (2 Adjustable Shelves)

		LIST
SOBA20 341242	34.5"W x 13"D x 42"H	\$279.50
SOBA20 361842	36"W x 18"D x 42"H	\$365.15
SOBA20 461842	46"W x 18"D x 42"H	\$542.60

4 Shelf Bookcase (3 Adjustable Shelves)

		LIST
SOBA30 341252	34.5"W x 13"D x 52"H	\$323.00
SOBA30 361852	36"W x 18"D x 52"H	\$422.60
SOBA30 341260	34.5"W x 13"D x 60"H	\$356.00


5 Shelf Bookcase (4 Adjustable Shelves)

		LIST
SOBA40 341272	34.5"W x 13"D x 72"H	\$395.85
SOBA40 361872	36"W x 18"D x 72"H	\$491.10
SOBA40 461872	46"W x 18"D x 72"H	\$683.65

6 Shelf Bookcase (5 Adjustable Shelves)

		LIST
SOBA50 341282	34.5"W x 13"D x 82"H	\$486.00
SOBA50 361882	36"W x 18"D x 84"H	\$605.15

Available Finishes:





Fire Files

High-side drawer bodies. Full suspension file drawers. Insulation between all drawers. Field-replaceable panels. Exclusive powder-coated finish. Insulation is oven-dried and reinforced with welded wire. Limited Lifetime Warranty and free after-fire replacement



31" Deep Standard 4-Drawer Vertical Files UL Class 350 1-Hour (Classic Series)

			LIST
SO41831C PA	Parchment/Letter-Size	17.75"W x 31"D x 52.75"H	\$4,825.00
SO41831C BL	Black/Letter-Size	17.75"W x 31"D x 52.75"H	\$4,825.00
SO42131C PA	Parchment/Legal-Size	20"W x 31"D x 52.75"H	\$4,954.00
SO42131C BL	Black/Legal-Size	20"W x 31"D x 52.75"H	\$4,954.00

25" Deep Standard Vertical Files 4-Drawer UL Class 350 1-Hour (Classic Series)

			LIST
SO41825C PA	Parchment/Letter-Size	17.75"W x 25"D x 52.75"H	\$3,983.00
SO41825C BL	Black/Letter-Size	17.75"W x 25"D x 52.75"H	\$3,983.00
SO42125C PA	Parchment/Legal-Size	20"W x 25"D x 52.75"H	\$4,050.00
SO42125C BL	Black/Legal-Size	20"W x 25"D x 52.75"H	\$4,050.00



Patriot Files — American Made

Economically priced for today's economy yet features FireKing's signature integrity and high quality, and has been awarded the prestigious UL class 350° one hour fire rating. Features cam key lock, recessed handles, powder coat finish.

4-Drawer

			LIST
SO4P1831C PA	Parchment/Letter-Size	17"W x 31"D x 52.75"H	\$3,079.00
SO4P1831C BL	Black/Letter-Size	17"W x 31"D x 52.75"H	\$3,079.00
SO4P2131C PA	Parchment/Legal-Size	20"W x 31"D x 52.75"H	\$3,250.00
SO4P2131C BL	Black/Legal-Size	20"W x 31"D x 52.75"H	\$3,250.00

2-Drawer

			LIST
SO2P1831C PA	Parchment/Letter-Size	17"W x 31"D x 27.75"H	\$1,988.00
SO2P1831C BL	Black/Letter-Size	17"W x 31"D x 27.75"H	\$1,988.00
SO2P2131C PA	Parchment/Legal-Size	20.75"W x 31"D x 27.75"H	\$2,131.00
SO2P2131C BL	Black/Legal-Size	20.75"W x 31"D x 27.75"H	\$2,131.00



Fire Proof Lateral Files — American Made

FireKing's lateral files offer you all the features of the vertical files in a sleek design. They are fully equipped to handle both letter and legal hanging files—no additional frames are required. They are available in 2, 3, and 4 drawer sizes, with a U.L.-listed Medeco key lock. Peace of mind that fits your office and your sense of style. These lateral files are available on an express ship basis in a broad spectrum of powder coated colors with a short lead time.



Lateral Files - U.L. Class 350 One-Hour

		LIST
SO4-4422-C	4 Drawer - 44"W	\$8,987.00
SO4-3822-C	4 Drawer - 38"W	\$7,478.00
SO3-4422-C	3 Drawer - 44"W	\$7,832.00
SO3-3822-C	3 Drawer - 38"W	\$6,794.00
SO2-4422-C	2 Drawer - 44"W	\$5,565.00
SO2-3822-C	2 Drawer - 38"W	\$5,133.00

Welded Steel Colored Lockers

These designer steel lockers are built to last and feature cool colors that kids and teens will love. Great for storing school supplies, books, backpacks, clothes, shoes, and much more.

All lockers are Greenguard Certified. Durable welded steel construction with powder coat finish. Louvered vents on doors for proper air ventilation. Recessed handle with finger-lift latch; 5-tier has friction catch door pull with steel hasp; all lockers accommodate a padlock (not included). All lockers include a number plate for each door; additional number plate sets can be ordered. Single tier 48" and 66"H locker includes top shelf, two side hooks and center hook; single tier 24"H, double and triple tier lockers include two side hooks per opening. 24"H can be stacked on top of one another or single stacked on top of 48"H locker. Shipped assembled (except for handle, hooks, and number plate).



Available Finishes:



▲ **New Recessed Handle**



▲ **New Steel Hasp**

Single Tier

		List
SOLF1B151524	15"W x 15"D x 24"H	\$180.90
24" High Compartment, 2.7 Unit Cube		

Single Tier

		List
SOLF1B151548	15"W x 15"D x 48"H	\$241.25
48" High Compartment, 5.0 Unit Cube		

Single Tier

		List
SOLF1B151866	15"W x 18"D x 66"H	\$328.10
66" High Compartment, 10.3 Unit Cube		

Double Tier

		List
SOLF2B151866	15"W x 18"D x 66"H	\$342.90
30" High Compartment, 10.3 Unit Cube		

Triple Tier

		List
SOLF3B151866	15"W x 18"D x 66"H	\$375.35
19" High Compartment, 10.3 Unit Cube		

Five Tier

		List
SOLF5H151866	15"W x 18"D x 66"H	\$414.60
11" High Compartment, 10.3 Unit Cube		



Huxley Storage System

Design a workspace with plenty of storage to keep equipment and supplies neat and organized. The Huxley™ Storage System features bin units and doored units that combine to create a modular, flexible storage system ideal for the education and business markets. Pull-out bins allow users to transport the tools they need to their workspace.



Replacement Bins

Bin sizes are interchangeable, two 3" bins replace one 6" bins.

MODEL #	DESCRIPTION	DIMENSIONS	LIST
SO22612	Packs of Two Blue 6" Bins	12.25"W x 16.75"D x 6"H	\$70.00
SO22610	Packs of Two Clear 6" Bins	12.25"W x 16.75"D x 6"H	\$70.00
SO22473	Packs of Two Graphite 6" Bins	12.25"W x 16.75"D x 6"H	\$70.00
SO23339	Packs of Four Blue 3" Bins	12.25"W x 16.75"D x 3"H	\$85.00
SO23338	Packs of Four Clear 3" Bins	12.25"W x 16.75"D x 3"H	\$85.00
SO23340	Packs of Four Graphite 3" Bins	12.25"W x 16.75"D x 3"H	\$85.00



Bin Bench—Legs

Includes 2 6" bins and 2 3" bins; four industrial risers keep cabinet off the ground.

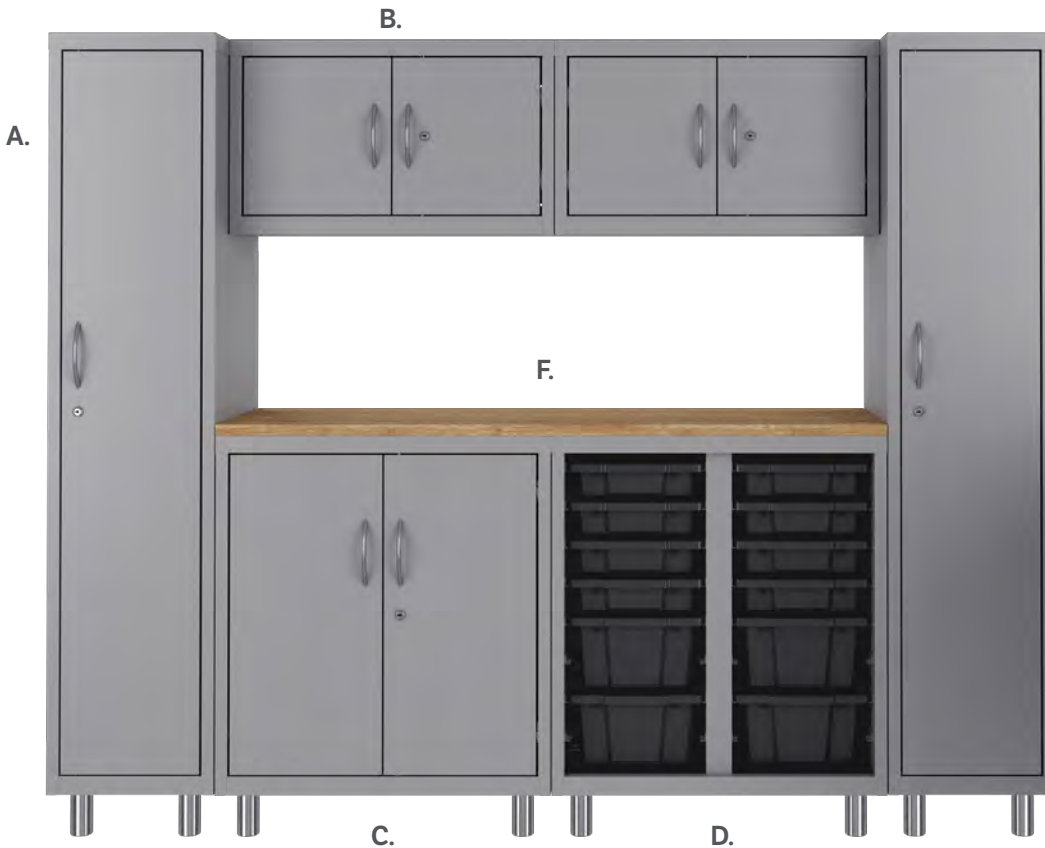
MODEL #	DESCRIPTION	DIMENSIONS	LIST
Call for Model Number and color options	Bin Bench—Legs	15" W x 18" D x 36" H	\$485.00

Hanging Bin Kit

Bin sizes are interchangeable; uses 3" bins or 6" bins.

MODEL #	DESCRIPTION	DIMENSIONS	LIST
SO22973	Blue Hanging Bin Kit with 1" Risers	12.5" W x 18" D x 4.375" H	\$120.00
SO22974	Clear Hanging Bin Kit with 1" Risers	12.5" W x 18" D x 4.375" H	\$120.00
SO22975	Clear Hanging Bin Kit with 2" Risers	12.5" W x 18" D x 5.25" H	\$120.00





A. Tall Storage Locker

Includes 4 adjustable shelves; locking door with European hinges.

MODEL #	DIMENSIONS	LIST
SO22255	15"W x 18"D x 72"H	\$725.00

B. Wall Mount Upper Cabinet

Includes one adjustable shelf; locking door with European hinges; bridge one or two between tall lockers with no need to mount to wall; includes wall mounting hardware.

MODEL #	DIMENSIONS	LIST
SO22275	30"W x 13"D x 18"H	\$348.00

C. Storage Cabinet

Includes two adjustable shelves; locking door with European hinges.

MODEL #	DIMENSIONS	LIST
SO22259	30"W x 18"D x 36"H	\$625.00

D. Bin Storage Cabinet - Legs

Compatible with up to 8 6" bins or 16 3" bins; four industrial risers keep cabinet off the ground.

MODEL #	DIMENSIONS	LIST
Call for Model Number and color options	30"W x 18"D x 36"H	\$800.00

E. Bin Storage Cabinet - Mobile

Compatible with up to 8-6" bins or 16-3" bins; four industrial casters provide mobility.

MODEL #	DIMENSIONS	LIST
Call for Model Number and color options	30"W x 18"D x 36"H	\$825.00

F. Work Surfaces

MODEL #	DIMENSIONS	LIST
Natural: SO22827	60"W x 18"D x 1"H	\$290.00
*Weathered Charcoal: SO22979	60"W x 18"D x 1"H	\$275.00
Natural: SO22826	30"W x 18"D x 1"H	\$160.00


G. Bin Tower Mobile

Compatible with up to 4-6" bins or 8-3" bins; four industrial casters provide mobility.

MODEL #	DIMENSIONS	LIST
Call for Model Number and color options	15"W x 18"D x 36"H	\$495.00

FINISHES:

Cabinet Finishes:



Bin Finishes:



Worksurface Finishes:



*Available only for the 60"W x 18"D Work Surface



A storage solution for every customer. Quality built since 1962.

Lockers

Shop Equipment

Workbenches

Bookcases

Shelving

Cabinets

Filing





ACCESSORIES

Whiteboards, floormats,
power centers and more.

Don't forget your accessories—we have everything for your office needs.



ITEM C. Visionary® Magnetic Glass Dry Erase Whiteboard Color Options.



Standard Features

- Compatible with any dry/wet-erase marker, grease pen, etc. Easily cleans without ghosting or staining. Accepts rare earth magnets.
- Simple and sturdy mounting devices are padded to protect surface.
- Includes aluminum accessory tray, set of magnets, and eraser. Optional glass accessory tray available separately.
- Fifty year limited warranty. Has achieved GREENGUARD GOLD Certification.

	Guarantee	Writability	Erasability	Magnetic
Porcelain	50 Year	★★★★★	★★★★★	✓
Dura-Rite®	20 Year	★★★★	★★★★	
Visionary®	50 Year	★★★★★	★★★★★	✓

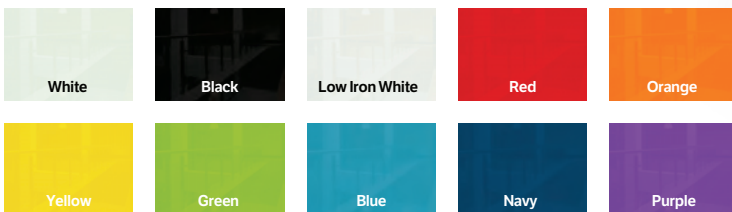
A. VISIONARY® MAGNETIC GLASS DRY ERASE WHITEBOARD				
SO 83843	Gloss White	3'W x 2'H	19 lbs	\$156.53
83844	Gloss White	4'W x 3'H	42 lbs	\$320.35
83845	Gloss White	6'W x 4'H	79 lbs	\$666.18
83846	Gloss White	8'W x 4'H	104 lbs	\$848.20
GBM1769	Glass Board	69'W x 17'H	23 lbs	\$339.00
GBM3648	Glass Board	48'W x 36'H	42 lbs	\$320.00
B. VISIONARY® BLACK MAGNETIC GLASS DRY ERASE BOARD				
SO 84061	Gloss Black	3'W x 2'H	19 lbs	\$241.48
SO 84062	Gloss Black	4'W x 3'H	42 lbs	\$411.36
SO 84064	Gloss Black	6'W x 4'H	79 lbs	\$666.18
SO 84065	Gloss Black	8'W x 4'H	104 lbs	\$848.20
C. VISIONARY® HIERARCHY MAGNETIC GLASS DRY ERASE BOARD				
SO 83844-H	Specify Color	4'W x 3'H	42 lbs	\$345.00
SO 83845-H	Specify Color	6'W x 4'H	79 lbs	\$719.74
SO 83846-H	Specify Color	8'W x 4'H	104 lbs	\$916.03
D. GLASS ACCESSORY TRAY				
572	Clear	12'W x 1'H x 4'D	2 lbs	\$51.24

A. Visionary® Magnetic Glass Dry Erase Whiteboard – Modernize your space with a functional and contemporary image. Visionary boards provide the best of a quality whiteboard with smart style. Borderless and seamless, in glossy white. Tempered safety glass ideal for use in any environment. Accepts rare earth magnets.

B. Visionary® Black Magnetic Glass Dry Erase Whiteboard – Ultra durable gloss black glass magnetic markerboard is a contemporary communication tool providing the highest quality writing and erasing experience. Tempered safety glass for use in any environment. Accepts rare earth magnets.

C. Visionary® Hierarchy Magnetic Glass Dry Erase Whiteboard – Smooth and cool gloss magnetic glass now available in a variety of colors to match your environment. Please specify color when ordering: red (HRED), orange (HORG), yellow (HYLW), green (HGRN), blue (HBLU), or navy (HNVY). Tempered safety glass for use in any environment. Accepts rare earth magnets.

D. Glass Accessory Tray – The ideal stylish accessory for any of the Visionary® magnetic glass boards. Made with clear glass, the tray mounts wherever it is needed.



A. Visionary® Move Mobile Magnetic Glass Board – Get up to twice the functional space of a wall-mounted board. Ultra durable double-sided glass magnetic markerboard is a contemporary communication tool providing the highest quality writing and erasing experience. Accepts rare earth magnets. Available in white or black.

B. Visionary® Move Colors – Featuring a powder-coated white steel frame, this mobile board has all the qualities of the original, but is available in 10 color options, including low iron white for truer white coloration.

C. Visionary® Curve Mobile Magnetic Glass Board – Panel is beautiful and modern doublesided magnetic glass, giving you style as well as a surface that provides unmatched writability and erases without ghosting. Tempered safety glass surface measures 43.9”H x 30.6”W and accepts rare earth magnets. Frame and trim are made with silver powdercoated steel for superior durability.

D. Visionary® Curve Colors – Featuring a powder-coated white steel frame, this mobile board has all the qualities of the original, but is available in eight color options, including low iron white for truer white coloration. Surface measures 47.2”H x 35.4”W.

E. Hierarchy Grow & Roll Mobile Glass Board – Ideal for use in collaborative learning environments, the dual-sided magnetic glass markerboard allows for multiple users, while the floor to stand surface maximizes use. Moves easily wherever you want it! Available in 10 color options, including low iron white for a purer white coloration.

A. VISIONARY® MOVE MOBILE MAGNETIC GLASS BOARD

S074950	White	38”W x 72”H	156 lbs	\$1,069.04
S074951	White	73”W x 72”H	360 lbs	\$1,693.97
S074950B	Black	38”W x 72”H	156 lbs	\$1,069.04
S074951B	Black	73”W x 72”H	360 lbs	\$1,693.07

B. VISIONARY® MOVE COLORS

S074965XXXX	Specify Color	38”W x 72”H	156 lbs	\$1,119.25
S074973XXXX	Specify Color	73”W x 72”H	360 lbs	\$1,801.23
S074965WHT	Low Iron White	38”W x 72”H	156 lbs	\$1,633.04
S074973WHT	Low Iron White	73”W x 72”H	360 lbs	\$2,658.24

C. VISIONARY® CURVE MOBILE MAGNETIC GLASS BOARD

S074955	White	41”W x 72”H	95 lbs	\$1,003.36
---------	-------	-------------	--------	------------

D. VISIONARY® CURVE COLORS

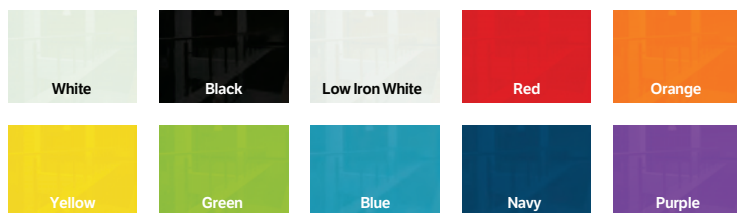
S074957XXXX	Specify Color	36”W x 69”H	144 lbs	\$1,003.36
S074957WHT	Low Iron White	36”W x 69”H	144 lbs	\$1,563.68

E. HIERARCHY GROW & ROLL MOBILE GLASS BOARD

S084425XXXX	Specify Color	4”H x 3”W	150 lbs	\$1,131.97
S084425WHT	Low Iron White	6”H x 4”W	150 lbs	\$1,327.44
S084426XXXX	Specify Color	6”H x 4”W	350 lbs	\$1,763.49
S084426WHT	Low Iron White	6”H x 4”W	350 lbs	\$1,983.17



ITEM A. Rapport Glass Wall Color Options.



A. RAPPORT GLASS WALL

SOGWA406GLOSSWHITE	White	6'W x 4'H	79 lbs	\$801.00
SOGWA406COLOR	Specify Color	6'W x 4'H	79 lbs	\$1059.00
SOGWA406WHITE	Low Iron White	6'W x 4'H	79 lbs	\$1500.00
SOGWA408GLOSSWHITE	White	8'W x 4'H	104 lbs	\$935.00
SOGWA408COLOR	Specify Color	8'W x 4'H	104 lbs	\$1238.00
SOGWA408WHITE	Low Iron White	8'W x 4'H	104 lbs	\$1859.00
SOGWA412GLOSSWHITE	White	12'W x 4'H	170 lbs	\$1468.00
SOGWA412COLOR	Specify Color	12'W x 4'H	170 lbs	\$1950.00
SOGWA412WHITE	Low Iron White	12'W x 4'H	170 lbs	\$2778.00
SOGWA416GLOSSWHITE	White	16'W x 4'H	224 lbs	\$1738.00
SOGWA416COLOR	Specify Color	16'W x 4'H	224 lbs	\$2311.00
SOGWA416WHITE	Low Iron White	16'W x 4'H	224 lbs	\$3500.00

B. MAGNE-RITE WHITEBOARD

SO219PB	White	3'W x 2'H	15 lbs	\$145.95
SO219PC	White	4'W x 3'H	24 lbs	\$273.39
SO219PD	White	4'W x 4'H	60 lbs	\$299.39
SO219PG	White	6'W x 4'H	69 lbs	\$481.61
SO219PH	White	8'W x 4'H	88 lbs	\$620.43

C. TUF-RITE™ WHITEBOARD

SO2H1NB	White	3'W x 2'H	12 lbs	\$62.49
SO2H1NC	White	4'W x 3'H	22 lbs	\$101.13
SO2H1NG	White	6'W x 4'H	62 lbs	\$238.61
SO2H1NH	White	8'W x 4'H	77 lbs	\$321.56



A. Rapport Glass Wall – Modernize your walls with functional glass whiteboard, ideal for communication, collaboration, and creativity. Create a room-sized presentation surface. Steel-backed tempered safety glass accepts rare earth magnets. Available in 10 colors, including low iron white for purer white coloration.

B. Magne-Rite Whiteboard – Double-coated powder-coated magnetic steel surface enhances quality and durability. Rounded anodized aluminum Presidential Trim includes matching magnetic accessory tray. Ten year limited warranty.

C. TuF-Rite™ Whiteboard – A step up from standard melamine board surfaces, TuF-Rite features a thermal fused dry erase surface that improves erasability and lasts up to three times as long. Trim includes protective aluminum corners on the top, and a full-length accessory tray with protective plastic end caps.



A. D.O.C. Mobile Board & Room Divider – Versatile and multifunctional D.O.C. allows you to divide, organize, and customize a work or display area however you choose. Available in porcelain steel or Dura-Rite HPL whiteboard.

B. Platinum Mobile Reversible Board – Mobile boards are double-sided and available in porcelain steel or Dura-Rite HPL dry erase markerboard. Panel is trimmed with modern anodized aluminum, rotates 360° on a pivot hinge, and locks into place with the turn of a knob. Full length accessory tray with perforated panel for style and stability.

A. D.O.C. MOBILE BOARD & ROOM DIVIDER

SO661ADDD	Porcelain Steel	4'W x 6'H	120 lbs	\$907.39
SO661ADHH	Dura-Rite®	4'W x 6'H	100 lbs	\$692.60
SO661AGDD	Porcelain Steel	6'W x 6'H	180 lbs	\$1250.02
SO661AGHH	Dura-Rite®	6'W x 6'H	160 lbs	\$867.27

B. PLATINUM MOBILE REVERSIBLE BOARD

SO669RUDD	Porcelain Steel	38"W x 78"H	66 lbs	\$906.99
SO669RUHH	Dura-Rite®	38"W x 78"H	56 lbs	\$741.09
SO669RGDD	Porcelain Steel	80"W x 78"H	147 lbs	\$1398.52
SO669RGHH	Dura-Rite®	80"W x 78"H	104 lbs	\$1057.73




By E·S·ROBBINS

Dimensions® Squared Chair Mat for Medium Pile Carpet

- Style and innovation combine to create the NEW Dimensions chair mat collection featuring a unique Concentric Square pattern that dramatically enhances interior environments
- Glide effortlessly across the clear smooth surface
- Unique base is engineered with ridges and micro cleats to securely position mat in place
- Protects medium pile carpet up to 3/4" thick including padding
- Straight edge
- Limited Lifetime "No Crack Mat" Warranty



Micro Cleats



MODEL NO.	DESCRIPTION	LIST
ESR SO 162065	46"W x 48"D with No Lip	\$129.27



Dimensions® Linear ChairMat for Medium Pile Carpet



- Patented linear pattern
- Smooth clear surface
- Linear ridges with micro cleats to securely position mat in place
- Protects medium pile carpet up to 3/4" thick including padding
- Straight edge
- Limited Lifetime "No Crack Mat" Warranty

MODEL NO.	DESCRIPTION	LIST
ESR 162005	36"W x 48"D with 20" x 10" Lip	\$96.30
ESR 162011	45"W x 53"D with 25" x 12" Lip	\$107.75
ESR 162008	36"W x 48"D, Rectangle	\$117.00
ESR 162014	45"W x 53"D, Rectangle	\$125.50
ESR 162017	46"W x 60"D, Rectangle	\$162.00

EverLife® Workstation Chair Mat



- Large rolling surface for maximum mobility
- Ideal for corner and "L" shaped workstations
- Carpet Workstations features AnchorBar. chair mat cleat system - easy to handle with no sharp points

Medium Pile Carpet Workstation Mat

Protects Carpet up to 3/4" (including padding)

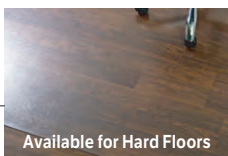
Limited Lifetime "No Crack Mat" Warranty

MODEL NO.	DESCRIPTION	LIST
ESR 122775	66"W x 60"D, Carpet Workstation	\$191.26

Hard Floor Workstation Mat

Limited Lifetime "No Crack Mat" Warranty

MODEL NO.	DESCRIPTION	LIST
ESR 132775	66"W x 60"D, Hard Floor Workstation	\$176.95



Many other sizes are available. Contact your sales representative for details.



By **E·S·ROBBINS**

EverLife® Chair Mats

- For Carpet or Hard Floors
- Carpet mats feature AnchorBar® chair mat – cleat system easy to handle; no sharp points
- Phthalate Free and Cadmium Free
- Limited Lifetime “No Crack Mat” Warranty**

Anchorbar®



MODEL NO.	DESCRIPTION	LIST
-----------	-------------	------

Flat Pile Mat - Protects Carpet up to 1/8" Thick, No Padding

ESR SO 121826**	36"W x 48"D with 20"W x 10"D Lip, straight edge	\$53.64
-----------------	---	---------

Flat to Low Pile Mat - Protects Carpet up to 1/4" Thick Including Padding

ESR SO 120023	36"W x 48"D with 20"W x 10"D Lip, straight edge	\$62.09
ESR SO 120123	45"W x 53"D with 25"W x 12"D Lip, straight edge	\$75.24
ESR SO 120321	46"W x 60"D, Rectangle, straight edge	\$112.63

Low Pile Mat - Protects Carpet up to 3/8" Thick Including Padding

ESR 128073	36"W x 48"D with 20"W x 10"D Lip, ramped edge	\$69.25
ESR 128173	45"W x 53"D with 25"W x 12"D Lip, ramped edge	\$78.43
ESR 128373	46"W x 60"D with 25"W x 12"D Lip, ramped edge	\$112.83
ESR 128371	46"W x 60"D, Rectangle, ramped edge	\$116.09

Medium Pile Mat - Protects Carpet up to 3/4" Thick Including Padding

ESR 122173	45"W x 53"D with 25"W x 12"D Lip, ramped edge	\$93.70
ESR 122373	46"W x 60"D with 25"W x 12"D Lip, ramped edge	\$132.98
ESR 122071	36"W x 48"D, Rectangle, ramped edge	\$101.83
ESR 122171	45"W x 53"D, Rectangle, ramped edge	\$123.72
ESR 122371	46"W x 60"D, Rectangle, ramped edge	\$141.74

Hard Floor Mat For Light Use

ESR SO131823**	45"W x 53"D with 25"W x 12"D Lip, straight edge	\$72.00
ESR SO131826**	46"W x 60"D, Rectangle, straight edge	\$99.81

**Items ESR 121826, ESR 131823 and ESR 131826 have a one-year limited warranty



Sit or Stand Mat®

- Dual purpose mat for sit-or-stand desks
- Roll with ease on the chair mat; stand in comfort on foam cushion
- Innovative hinge folds for cushion, unfolds to full size chair mat
- Hard floor mat protects wood floors, laminate, tile and other hard floor surfaces
- Carpet mat with AnchorMat® cleats protects carpets up to 3/8" thick (including padding)
- Manufacturer's 1-year limited “No Crack Mat” Warranty

AnchorMat for Carpet

Hard Floor

MODEL NO.	DESCRIPTION	LIST
ESR184612	36"W x 53"D with 20"W x 18" Lip, straight edge	\$159.00

Carpet



MODEL NO.	DESCRIPTION	LIST
ESR184619	36"W x 53"D with 20"W x 18" Lip, straight edge	\$159.00

Feel Good® Anti-Fatigue Matting for Carpet & HardFloor

- Raised dome surface provides fatigue relief and non-slip surface
- Tapered edges and rounded corners help eliminate trip hazard. 24"x36" mat features rounded corners and molded edges.
- For dry areas only: stand up desks, cashier stations, indoor entryways, assembly stations or service counters
- Grease proof
- Limited two-year warranty

Fatigue Relief & Non-Slip Surface


Waffle Base Grips Floor



MODEL NO.	DESCRIPTION	LIST
ESRSO184552	24"W x 36"D, Mat	\$99.99
ESRSO184543	35"W x 60"D, Runner	\$160.00
ESRSO184545	35"W x 120"D, Runner	\$268.00
ESRSO184547	35"W x 240"D, Runner	\$500.00



Many other sizes are available. Contact your sales representative for details.



**Will not accommodate monitors larger than 28" each*

▲
Dual Monitor Arm
627GS SIL
List \$505

Features adjustable tilt and height. Holds two monitors weighing up to 13 lbs each. Clamps on to worksurface or mounts in grommet hole. Silver finish.

▶
Single Monitor Arm
227GSSIL
List \$398

Features adjustable tilt and height. Holds up to a 27" monitor weighing up to 22 lbs. Clamps on to worksurface or mounts in grommet hole. Silver finish.





Complete Keyboard Systems

This complete system features our finest low profile mechanism that allows the tray to swivel, tilt (positive 15° and negative 15°), change height and retract out of the way under the worksurface. Complete with a comfort wristrest and mouse surface that will attach to either side.

- ▲ **A. Deluxe Keyboard Tray with Adjustable Mouse Surface and Padded Wrist rest**
EZ0021
List \$219



B.



C.



D.

- ▲ **B. Deluxe Keyboard Tray with adjustable Mouse Surface and Padded Wrist rest with Extended Arm Mechanism.**
EZ0021SL
List \$299

- ▲ **C. Premium Extra Wide 28" Pull-out Keyboard Tray with Wrist Rest**
EZ0046
List \$159
Keyboard Tray:
28"W x 11"D

- ▲ **D. Pull-out Keyboard Tray with Reversible Mouse Surface and Wrist Rest**
EZ0036
List \$149
Keyboard Tray:
20"W x 11"D
Mouse Area:
7.5"W x 8.5"D

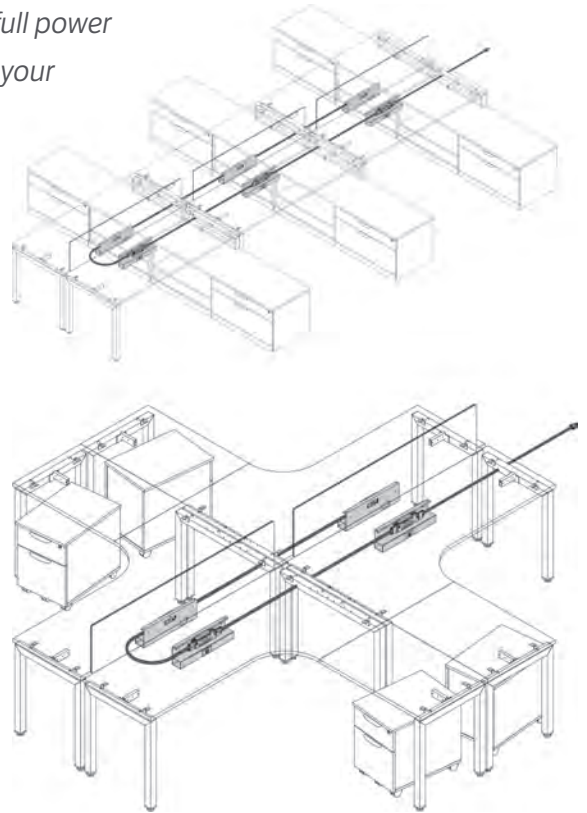


- ◀ **Keyboard Track Mounting Brackets**
6003
List \$53

For use with Elements


Elements Series Power

Performance Furnishings has partnered with ECA to offer full power integration to all Performance desk series. Please contact your Sales Associate for more information or a quote.



ECA Power Components

		LIST
ECA78ABL	Blank Telecom Plate	\$15.00
ECA78MB	Mounting Bracket	\$15.00
ECA8SR	Receptacle Remover Tool	\$12.00
ECA84AA	Double-sided Power Block	\$73.00
ECA84FF23	23" Harness	\$199.00
ECA84FF29	29" Harness	\$209.00
ECA84FF35	35" Harness	\$220.00
ECA84FF41	41" Harness	\$230.00
ECA84FF47	47" Harness	\$251.00
ECA84FF53	53" Harness	\$262.00
ECA84FF59	59" Harness	\$272.00
ECA84FF64	64" Harness	\$283.00
ECA84FF71 7	1" Harness	\$304.00
ECA84S1BL	150 Receptacle Circuit	\$26.00
ECA84S2BL	150 Receptacle Circuit 2	\$26.00
ECA84S4BL	150 Receptacle Circuit 4	\$26.00
ECA84SA	Single-sided Power Block	\$73.00
ECA84SB2144	144" Starter Harness 20AMP	\$430.00
ECA84SB72	72" Starter Harness 20AMP	\$272.00
ECA84SIG3OR	150 Receptacle Isolated Circuit 3	\$30.00
ECAABLAB	Telecom Plate – RJ11 Cat 3 Phone & RJ45 Cat6 Data	\$188.00



▶▶ Cord Management Under Table Wire Racks

MODEL #	DESCRIPTION	LIST
A. PLTWTD18	18" Double Cord Management	\$89.00
A. PLTWTD24	24" Double Cord Management	\$109.00
B. PLTWTS18	18" Single Cord Management	\$59.00
B. PLTWTS24	24" Single Cord Management	\$79.00
C. PLTPC18	19" Electrical through	\$69.00
D. PTLPWM	18" Wire Management	\$30.00
E. CMS05	Expandable Wire Manager Snake	\$89.00
F. CMS04	Wire Manager Snake; Available in Black and Silver	\$83.00





▲ **Power Center**
PPGEUABLK
List \$115

Fits 2.25" Grommet hole. Features 1 power outlet and 1 USB connection with optional data or charge. 5' power cord, 40" USB cable.



▲ **Desk Top Power Module**
PLTDTPM2U2EGBLK,
PLTDTPM2U2EGWHT
List \$309

Features 2 Elec., and 2 USB, and ganging cord-White; 8' heavy duty power cord with surge protector. Can mount on desk (clamp), through grommet, or under desk.



▲ **Power Center**
PPD5E4U
List \$299

5 Outlet Power Surge with 4 USB Charging



▲ **Pull-Out Power Grommet**
PPGP04E2UBLK
List \$169

Hidden pull-out power center. Fits 2.25" Grommet hole. Features 4 power outlets and 2 USB charging ports. 6' heavy duty power cord with surge protector. Stocked in Black. Professional installation required. Available in Silver and Black.



▲ **Under Surface Mount Power Center**
PPBSP3E2UBLK
List \$239

Under Surface Mount Power Center - Linkable. Compact design mounts under the edge of worksurface. Features 3 power outlets and 2 USB charging ports. 5' power cord, 40" USB cable. Professional installation required. Available in Silver and Black.



◀ **Power Module**
PLTBPOWER
List \$609

Features: 2 UL Power, 1 CAT, 6 DATA, 1 Telephone, 1 HDMI (2.0), 1 USB (3.0), 1 Dual USB Charger (max 2.5A). Professional installation required. Available in Silver and Black





▲ **LED Task Lights**

Add a task light to any hutch.

MODEL #	DIMENSION	LIST
PLEDBUDTL24	24"W	\$199.00
PLEDBUDTL48	48"W	\$269.00
PLEDBUDTLMAG	Magnet	\$50.00
PLEDDIMTL24MAGBLK	24"W	\$249.00
PLEDDIMTL36MAGBLK	36"W	\$299.00



PLEDBUDTL24 / PLEDBUDTL48



PLEDDIMTL24MAGBLK / PLEDDIMTL36MAGBLK

▶ **Super Slim LED Puck Light Kit (3pack)**

PLEDPUCK3BLK
\$139




DC12V, 3.6 WATT, CR190 +240Lm;
1 Cable two ways out, length 12";
12W plug-in driver x 1 piece length
60"; In-line on/off switch; 3 port
AMP adapter; Cable length 40"

This slim LED puck light kit is the classic addition to any hutch. Both efficient and easy to install, this light kit, will help illuminate your space and shine a light on all of your work space. Never be in the dark again, when you buy this 3-pack LED puck light kit.

▶ **Center Drawer**

This low profile center drawer attaches to any worksurface. Features ball-bearing suspensions.

MODEL #	DIMENSION	LIST
CDR1	21.5"W x 16.5"D	\$121.00



◀ **Square Metal Grommet Cover**

Fits in all Performance Laminate Series grommet holes.

MODEL #	DIMENSION	LIST
PLTSQGMBLK	Black Metal	\$29.00
PLTSQGMSIL	Brushed Metal	\$29.00



▲ **Round Plastic Grommet Cover**

Fits in all Performance Laminate Series grommet holes.

MODEL #	DIMENSION	LIST
PLGROMMETBLK	Black 2 3/6"	\$21.00
PLGROMMETSIL	Silver 2 3/6"	\$21.00



▲ **Table Mount Bag Holder**

PLTBHBLK, PLTBHSIL, PLTBHWHT
List \$39

Table mount bag holder



▶ **D**
Decatur House

Seating	114-115
---------	---------

DMI

Conference Tables	90-91
Governor's Collection	30-31
Keswick Collection	26-27
Occasional Tables	90-91
Rue De Lyon Collection	28-29

▶ **E**
E.S. Robbins

Chairmats	168-169
-----------	---------

▶ **F**
Fireking

Fireproof Filing + Storage	158
----------------------------	-----

▶ **H**
Hirsh

Lateral Filing	154
Modular Desks	34-35
Storage Systems	160-161
Teacher's Desks	36-37

▶ **K**
KFI

Multi-Use Seating	140-142
-------------------	---------

▶ **L**
Lesro

Lenox + Gansett	99
Newport + Luxe Series	98

Linea Italia

Desks	53, 55-56, 64
Panels Systems	65
Reception Desks	54
Seating	55

▶ **M**
MooreCo.

Educational	102
Marker Boards	162-167
Reception Seating	101

▶ **N**
National

Casegoods	32-33
Seating	92-93

NDI+

Big & Tall Seating	112-113
Chair Function Guide	129
Drafting Stools	128
Executive Seating	104-105, 108-111, 116, 122-124, 127

Folding Chairs + Dollies	144
Folding Tables	145
Guest Seating	133-135

▶ **O**
Office Dimensions

Vertical Filing Cabinets	146-147, 150
Storage Cabinets	153

OFM Reception

Seating, Pub Tables, and Occasional Tables	138-139
Chair Function Guide	129

▶ **P**
Performance

Big & Tall Guest Seating	134
Big & Tall Executive Seating	112-113
Bookcases	156
Casegoods	2-23
Center Drawers	174
Conference	78-81

Desk Mount Panels + Borders Collection	57-61
Drafting Stools	128
Elements Collection	38-52

Elements Electrical Height Adjustable Tables	67-71
Executive Seating	103-105, 107-108, 112-113, 117-118, 121-122, 125-127

Extras	174
Filing + Mobile Pedestals	148-149, 155
Gathering Tables + Presentation	82-88
Guest Seating	130-133, 135-136

Keyboard Trays	171
Monitor Mounts	170

(Performance Continued)

Multi-Purpose Tables / Cafe Tables	85-88
Nesting Chairs	130-131
Nesting Tables	75-77
Occasional Tables	94-95, 97
Office Panels	62-63
Power	173
Reception Desks	18-19
Reception Seating	94-97
Rod & Angled Table Bases	100
Stacking Chairs + Bar Height/Multi-Use	142-144
Stools	100, 135
Storage	153
Task Lights	174
Technology & Wire Management	172
Training Room Tables	72-74

▶ **R**
Rudnick

Casegoods	24-25
Seating + Occasional Tables	137
Tables + Presentation	89

▶ **S**
Sandusky

Lockers	159
Metal Bookcases	157
Storage Cabinets	151

Screenflex

Divider Panels	66
----------------	----

Steel Cabinets

Storage Cabinets	152
------------------	-----

▶ **T**
Tennsco

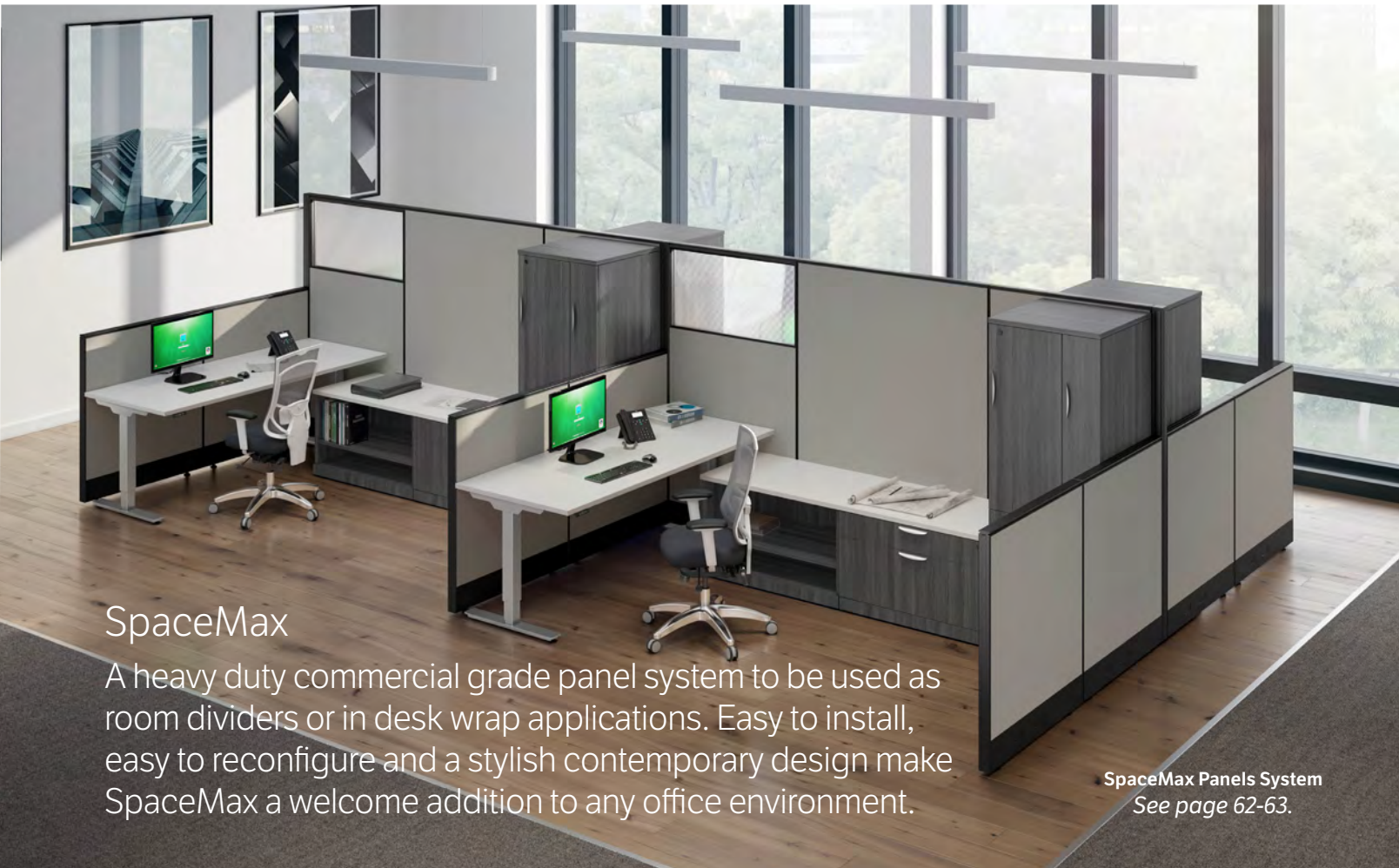
Metal Storage	162
---------------	-----

We also have access to other product lines not featured in this catalog. Call for details.

**CORRELL | CANDEX | CLARIDGE
DESK MAKERS | FLASH | FLUID SYSTEMS
HOLLAND BARSTOOL | HPFI | MARVEL
MAYLINE | SAFCO | SAUDER
TREMAIN PANELS**

A one stop shop for all your

OFFICE NEEDS.



SpaceMax

A heavy duty commercial grade panel system to be used as room dividers or in desk wrap applications. Easy to install, easy to reconfigure and a stylish contemporary design make SpaceMax a welcome addition to any office environment.

SpaceMax Panels System
See page 62-63.

Make your office your own.



Garrison Series
XSL13133BLK / XSL13133GYBLK
See page 116.



Rod Table Base
PLTWMBASE2424BLK
See page 100.



Super Slim LED Puck Light Kit (3pack)
PLEDPUCK3BLK
See page 174.

PRODUCT SPOTLIGHT:



THE POWER WALL

The Power Wall is the perfect addition in creating your modern office. This beautiful back structure was built to accommodate any 29" & 41" table heights and the built-in wire management system supports up to 50" TV.

Shown above with a Half Boat Shaped Top & and "V" Legs.

Power Wall/Cabinet/Riser - Finishes In Stock:
Dark Gray with Black Pulls, White with Silver Pulls

Cabinet Pulls and Grommet Covers: Silver on White and Black on Gray



The Power Wall
See page 84.

Pairs great with the Alan Nesting Chair and Mobile Lecturn!



Alan Nesting Chair
See page 131.



Mobile Lecturn
See page 84.